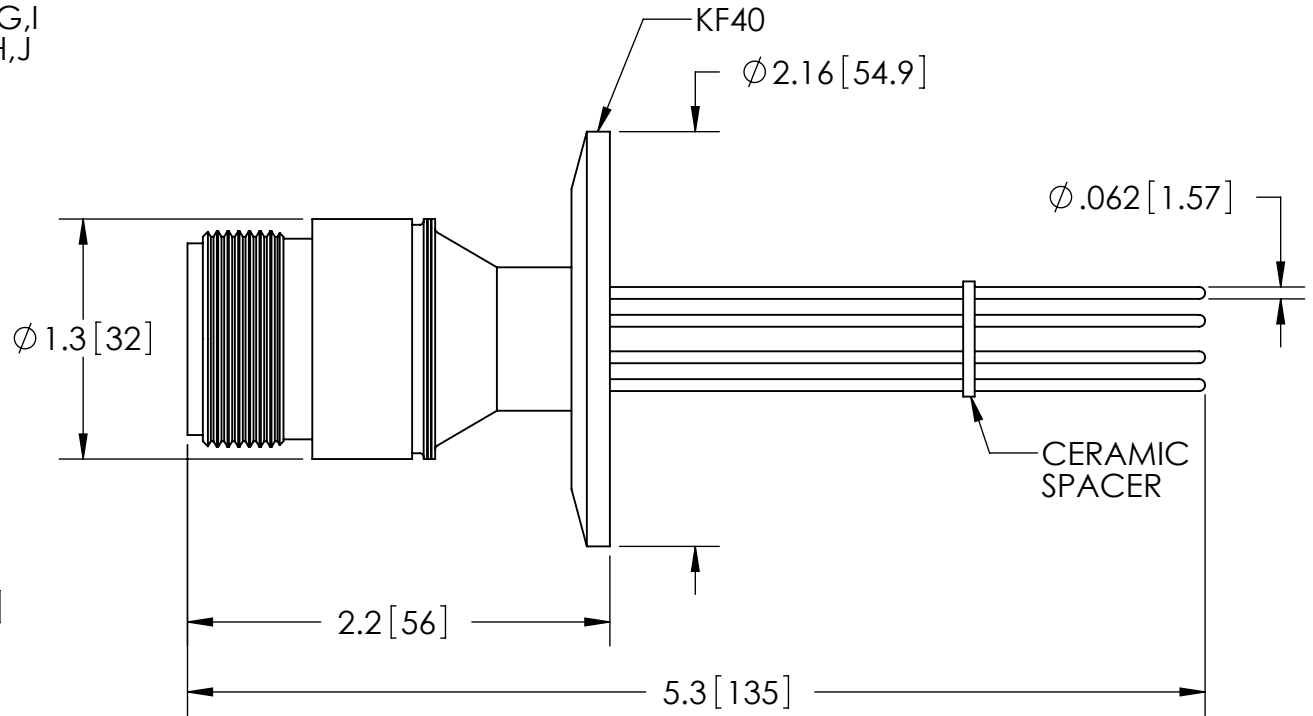
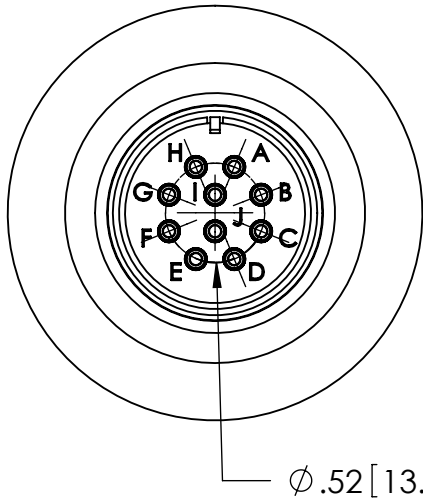


FOR T/C ASSEMBLIES ONLY:
 + CONDUCTOR LOCATIONS: A,C,E,G,I
 - CONDUCTOR LOCATIONS: B,D,F,H,J



PART NO.	REMARKS	CONDUCTOR MATERIAL	CURRENT	VOLTAGE	AIR SIDE PLUG
FA14086	POWER	ALUMEL	4.8 AMPS	700V DC	NO
KT14086	POWER	ALUMEL	4.8 AMPS	700V DC	YES
FA14086-02	T/C	CHROMEL / ALUMEL	N/A	N/A	NO
KT14086-02	T/C	CHROMEL / ALUMEL	N/A	N/A	YES

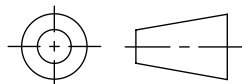
RATINGS	
CONDUCTOR MATERIAL:	SEE TABLE AT LEFT
CURRENT:	SEE TABLE AT LEFT
VOLTAGE:	SEE TABLE AT LEFT
PRESSURE:	0 PSIG @ 20°C*
TEMPERATURE WITHOUT PLUG:	-25°C TO 205°C
TEMPERATURE WITH PLUG:	-25°C TO 125°C

*FOR INTERNAL PRESSURE 5 TO 100 PSIG AN OVERPRESSURE RING IS REQUIRED.

PROPRIETARY AND CONFIDENTIAL

THE INFORMATION CONTAINED IN THIS DRAWING IS THE SOLE PROPERTY OF SOLID SEALING TECHNOLOGY. ANY REPRODUCTION IN PART OR AS A WHOLE WITHOUT THE WRITTEN PERMISSION OF SOLID SEALING TECHNOLOGY IS PROHIBITED.

THIRD ANGLE PROJECTION



TITLE:

TEN PIN CONNECTOR



SOLID SEALING TECHNOLOGY, INC.

REV.	APP'D	DATE	SCALE 1:1	DIMENSIONS IN INCHES [mm]	DRAWN	JS	8/4/2009
A2	JS	11/26/2012	MPDP0015-4ST		ENG APPR.	MH	08/07/2009

PART NO. (SEE TABLE) REV. A

SALES DWG NO. FA14086SL REV. A2