

PART NO.	CONDUCTOR MATERIAL	CURRENT	AIR SIDE PLUG
FA20847	NICKEL	25 AMPS	NO
KT20847	NICKEL	25 AMPS	YES
FA20847-02	MOLYBDENUM	46 AMPS	NO
KT20847-02	MOLYBDENUM	46 AMPS	YES

RATINGS	
CONDUCTOR MATERIAL:	SEE TABLE AT LEFT
VOLTAGE:	700V DC
CURRENT:	SEE TABLE AT LEFT
PRESSURE:	600 PSIG @ 20°C
TEMPERATURE WITHOUT PLUG:	-269°C TO 450°C
TEMPERATURE WITH PLUG:	-55°C TO 125°C

WWW.SOLIDSEALING.COM



SOLID SEALING TECHNOLOGY, INC.

SALES DWG NO. FA20847SL REV. A2

PROPRIETARY AND CONFIDENTIAL

THE INFORMATION CONTAINED IN THIS DRAWING IS THE SOLE PROPERTY OF SOLID SEALING TECHNOLOGY. ANY REPRODUCTION IN PART OR AS A WHOLE WITHOUT THE WRITTEN PERMISSION OF SOLID SEALING TECHNOLOGY IS PROHIBITED.

THIRD ANGLE PROJECTION



TITLE:


TWO PIN CONNECTOR

PART NO. (SEE TABLE) REV. A

REV.	APP'D	DATE	SCALE 1:1	DIMENSIONS IN INCHES [mm]	DRAWN	JS	4/22/2009
A2	JS	11/26/2012	MPDP0087-2ST		ENG APPR.	MH	06/12/2009


**DIMENSIONS ARE FOR REFERENCE ONLY. UNLESS NOTED, NO TOLERANCES ARE IMPLIED. CONSULT SST TO DISCUSS YOUR SPECIFIC REQUIREMENTS.**

# 16-20 AWG WIRE SIZE



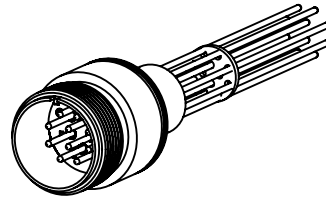
4 PIN  
FEEDTHROUGH,  
ALUMEL CONDUCTORS:  
FA10658\*

WITH AIR SIDE PLUG:  
KT10658



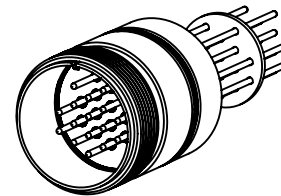
6 PIN  
FEEDTHROUGH,  
ALUMEL CONDUCTORS:  
FA10657\*

WITH AIR SIDE PLUG:  
KT10657



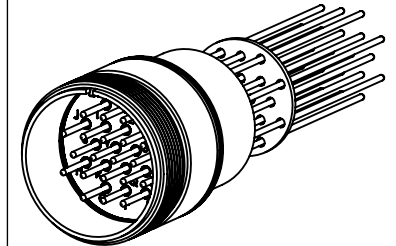
10 PIN  
FEEDTHROUGH,  
ALUMEL CONDUCTORS:  
FA10656\*

WITH AIR SIDE PLUG:  
KT10656



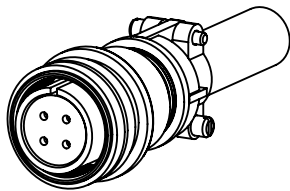
16 PIN  
FEEDTHROUGH,  
ALUMEL CONDUCTORS:  
FA19550

WITH AIR SIDE PLUG:  
KT19550

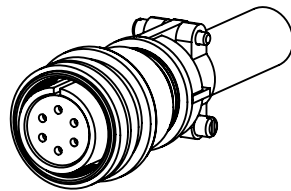


20 PIN  
FEEDTHROUGH,  
ALUMEL CONDUCTORS:  
FA19417\*

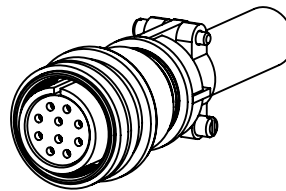
WITH AIR SIDE PLUG:  
KT19417



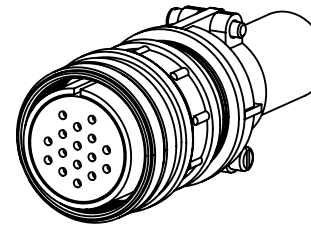
4 PIN  
AIR SIDE PLUG  
KT11600\*



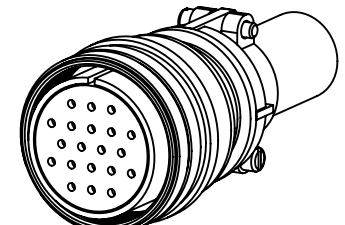
6 PIN  
AIR SIDE PLUG  
KT13803\*



10 PIN  
AIR SIDE PLUG  
KT13108\*



16 PIN  
AIR SIDE PLUG  
KT26175



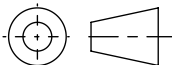
20 PIN  
AIR SIDE PLUG  
KT21522\*

\*THERMOCOUPLE TYPE K  
OPTION AVAILABLE

PROPRIETARY AND CONFIDENTIAL

THE INFORMATION CONTAINED IN THIS DRAWING IS THE  
SOLE PROPERTY OF SOLID SEALING TECHNOLOGY. ANY  
REPRODUCTION IN PART OR AS A WHOLE WITHOUT THE WRITTEN  
PERMISSION OF SOLID SEALING TECHNOLOGY IS PROHIBITED.

THIRD ANGLE  
PROJECTION



TITLE

5015 SERIES FAMILY



**SOLID SEALING**  
TECHNOLOGY

REV.	APP'D	DATE	SCALE 1:2	DIMENSIONS IN INCHES [mm]	DRAWN	CW	8/20/2021
A1	CW	1/24/2022	MPDP0003-01	ENG APPR.	JF	1/24/2022	


REV. A1

WWW.SOLIDSEALING.COM

SALES DWG NO. 5015\_SERIES REV. A1

**DIMENSIONS ARE FOR REFERENCE ONLY. UNLESS NOTED, NO TOLERANCES ARE IMPLIED. CONSULT SST TO DISCUSS YOUR SPECIFIC REQUIREMENTS.**

# 12-14 AWG WIRE SIZE

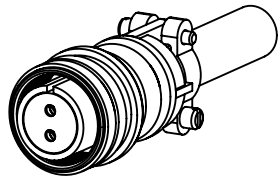


2 PIN  
FEEDTHROUGH,  
NICKEL CONDUCTORS:  
FA12654

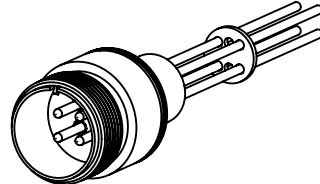
WITH AIR SIDE PLUG:  
KT12654

2 PIN  
FEEDTHROUGH,  
MOLYBDENUM  
CONDUCTORS:  
FA12654-02

WITH AIR SIDE PLUG:  
KT12654-02



2 PIN  
AIR SIDE PLUG  
KT14249

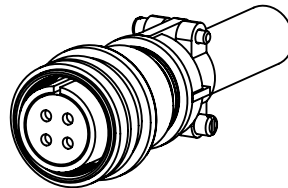


4 PIN  
FEEDTHROUGH,  
NICKEL CONDUCTORS:  
FA12655

WITH AIR SIDE PLUG:  
KT12655


4 PIN  
FEEDTHROUGH,  
MOLYBDENUM  
CONDUCTORS:  
FA12655-02

WITH AIR SIDE PLUG:  
KT12655-02



4 PIN  
AIR SIDE PLUG  
KT14145

# 8-10 AWG WIRE SIZE

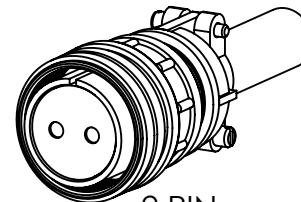


2 PIN  
FEEDTHROUGH,  
NICKEL CONDUCTORS:  
FA20847

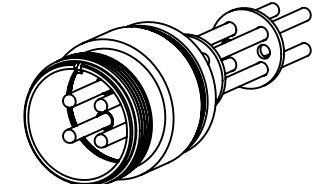
WITH AIR SIDE PLUG:  
KT20847

2 PIN  
FEEDTHROUGH,  
MOLYBDENUM  
CONDUCTORS:  
FA20847-02

WITH AIR SIDE PLUG:  
KT20847-02



2 PIN  
AIR SIDE PLUG  
KT24963




4 PIN  
FEEDTHROUGH,  
NICKEL CONDUCTORS:  
FA16259

WITH AIR SIDE PLUG:  
KT16259

4 PIN  
FEEDTHROUGH,  
MOLYBDENUM  
CONDUCTORS:  
FA16259-02

WITH AIR SIDE PLUG:  
KT16259-02

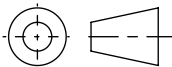


4 PIN  
AIR SIDE PLUG  
KT19710

PROPRIETARY AND CONFIDENTIAL

THE INFORMATION CONTAINED IN THIS DRAWING IS THE SOLE PROPERTY OF SOLID SEALING TECHNOLOGY. ANY REPRODUCTION IN PART OR AS A WHOLE WITHOUT THE WRITTEN PERMISSION OF SOLID SEALING TECHNOLOGY IS PROHIBITED.

THIRD ANGLE  
PROJECTION



TITLE

5015 SERIES FAMILY



**SOLID SEALING**  
TECHNOLOGY

REV.	APP'D	DATE	SCALE 1:2	DIMENSIONS IN INCHES [mm]	DRAWN	CW	8/20/2021
A1	CW	1/24/2022	KT14249-11		ENG APPR.	JF	1/24/2022

REV. A1

WWW.SOLIDSEALING.COM

SALES DWG NO. 5015\_SERIES REV. A1

**DIMENSIONS ARE FOR REFERENCE ONLY. UNLESS NOTED, NO TOLERANCES ARE IMPLIED. CONSULT SST TO DISCUSS YOUR SPECIFIC REQUIREMENTS.**