

SCALE 1:1

**CONTACTS SOLD SEPARATELY**

- GOLD PLATED BRASS/BeCu CRIMP CONTACTS: KT41236
- GOLD PLATED TeCu/BeNi CRIMP CONTACTS: KT41236-02

PERFORMANCE SPECIFICATIONS	
VOLTAGE (DWV):	250V DC
TEMPERATURE (WITHOUT CONTACTS):	-55°C TO 200°C*

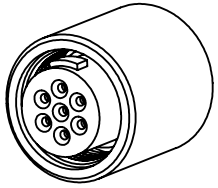
\*CONTACTS MAY LIMIT HIGHER TEMPERATURE

REFER TO INSTRUCTION SHEET "NS41506" FOR PLUG ASSEMBLY INSTRUCTIONS

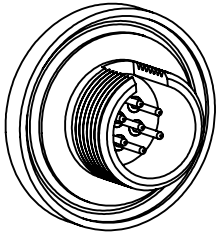
PROPRIETARY AND CONFIDENTIAL THE INFORMATION CONTAINED IN THIS DRAWING IS THE SOLE PROPERTY OF SOLID SEALING TECHNOLOGY. ANY REPRODUCTION IN PART OR AS A WHOLE WITHOUT THE WRITTEN PERMISSION OF SOLID SEALING TECHNOLOGY IS PROHIBITED.				THIRD ANGLE PROJECTION 		TITLE <b>9 PIN MICRO D+ PLUG</b>			
REV.	APP'D	DATE	SCALE 2:1	DIMENSIONS IN INCHES [mm]	DRAWN	HJ	10/21/2020	<b>PART NO. FA41506 REV. A</b>	<a href="http://WWW.SOLIDSEALING.COM">WWW.SOLIDSEALING.COM</a>
A5	JF	05/17/2021	MSPLR006-01		ENG APPR.	HJ	11/23/2020		SALES DWG NO. FA41506SL REV. A5

**DIMENSIONS ARE FOR REFERENCE ONLY. UNLESS NOTED, NO TOLERANCES ARE IMPLIED. CONSULT SST TO DISCUSS YOUR SPECIFIC REQUIREMENTS.**

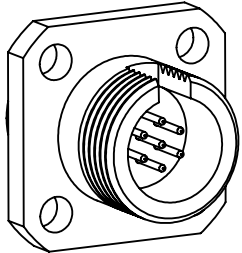
# 7 PINS



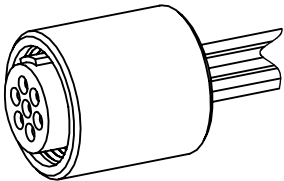
PLUG  
FA41289



HERMETIC  
FEEDTHRU  
FA41283

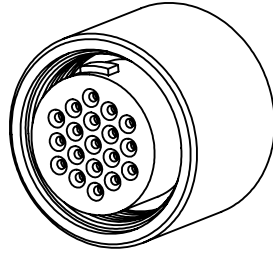


IN-VAC  
RECEPTACLE  
FA42367

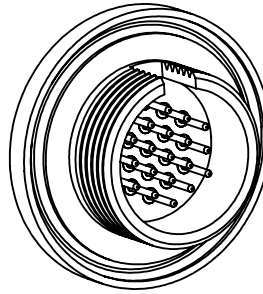


PRE-WIRED PLUG  
-KAPTON: FA42314  
-PTFE: FA42315

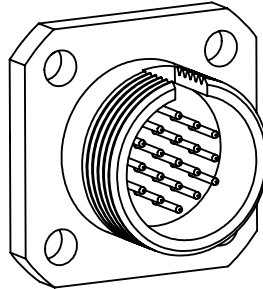
# 19 PINS



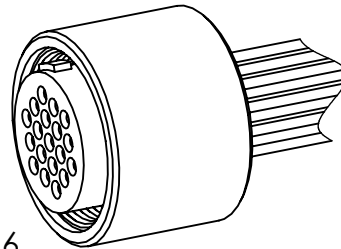
PLUG  
FA41232



HERMETIC  
FEEDTHRU  
FA41401

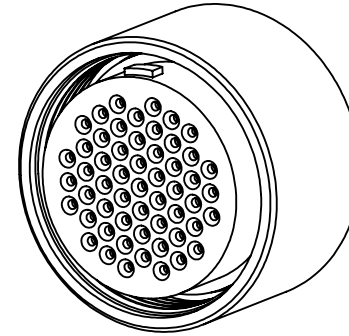


IN-VAC  
RECEPTACLE  
FA41656

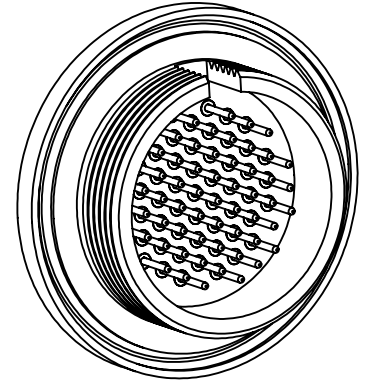


PRE-WIRED PLUG  
-KAPTON: FA42316  
-PTFE: FA42317

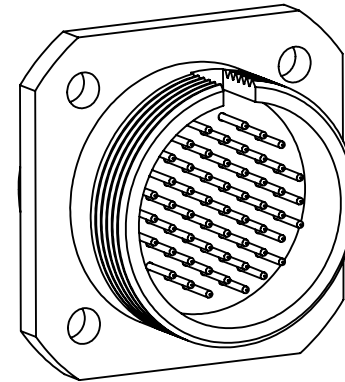
# 55 PINS



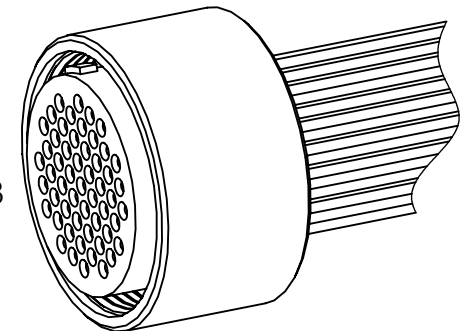
PLUG  
FA42256



HERMETIC FEEDTHRU  
FA42250



IN-VAC  
RECEPTACLE  
FA42375

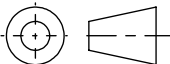


PRE-WIRED PLUG  
-KAPTON: FA42318  
-PTFE: FA42319

PROPRIETARY AND CONFIDENTIAL

THE INFORMATION CONTAINED IN THIS DRAWING IS THE SOLE PROPERTY OF SOLID SEALING TECHNOLOGY. ANY REPRODUCTION IN PART OR AS A WHOLE WITHOUT THE WRITTEN PERMISSION OF SOLID SEALING TECHNOLOGY IS PROHIBITED.

THIRD ANGLE  
PROJECTION



TITLE

MICRO SERIES FAMILY



**SOLID SEALING**  
TECHNOLOGY

REV.	APP'D	DATE	SCALE 2:1	DIMENSIONS IN INCHES [mm]	DRAWN	HJ	04/09/2021
A1	HJ	05/03/2021	MPC10703-07		ENG APPR.	HJ	05/03/2021

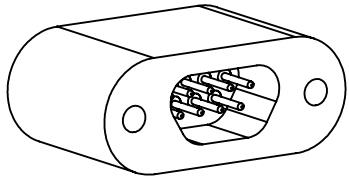
REV: A1

WWW.SOLIDSEALING.COM

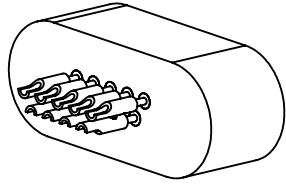
SALES DWG NO. MICRO\_SERIES REV. A1

***DIMENSIONS ARE FOR REFERENCE ONLY. UNLESS NOTED, NO TOLERANCES ARE IMPLIED. CONSULT SST TO DISCUSS YOUR SPECIFIC REQUIREMENTS.***

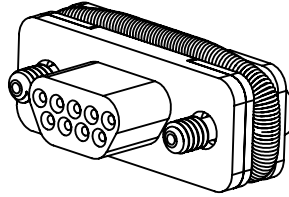
# 9 PINS



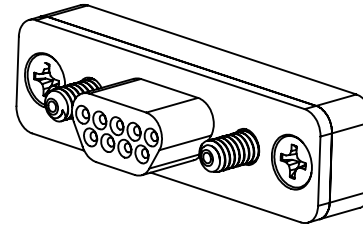
HERMETIC FEEDTHROUGH FA41500



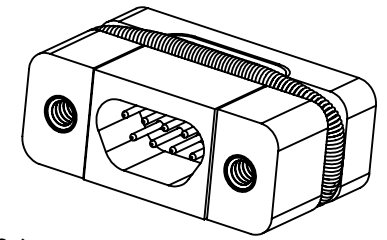
HERMETIC SOLDERCUP FEEDTHROUGH FA42164



PLUG, GARTER TYPE FA42137

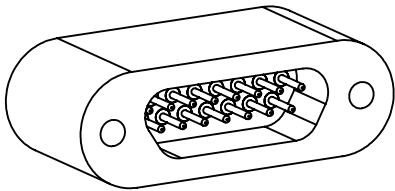


PLUG, SCREW TYPE: FA41506  
PRE-WIRED PLUG  
-KAPTON: FA42239  
-PTFE: FA42419

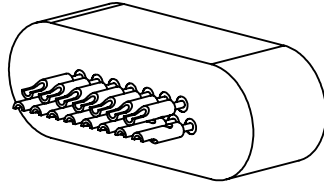


IN-VAC RECEPTACLE FA42394

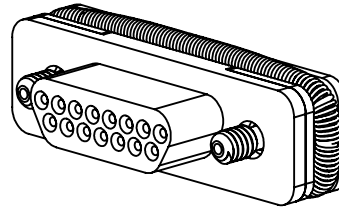
# 15 PINS



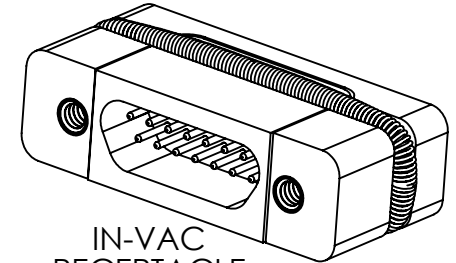
HERMETIC FEEDTHROUGH FA42273



HERMETIC SOLDERCUP FEEDTHROUGH FA42467

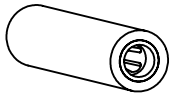


PLUG, GARTER TYPE FA42475

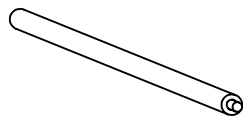


IN-VAC RECEPTACLE FA42488

# CONTACTS/WIRE



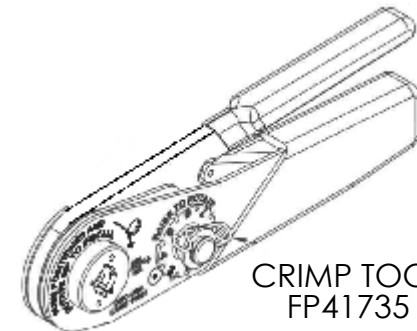
SOCKET CONTACTS  
KT41236 (BRASS 125C)  
KT41236-02 (TeCu 250C)



WIRE  
KAPTON 48": FA42244  
KAPTON 96": FA42245  
PTFE 48": FA42246-01/09  
PTFE 96": FA42247-01/09



CRIMP TOOL POSITIONER (PIN & SOCKET) FP41731

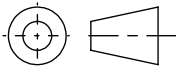


CRIMP TOOL FP41735

PROPRIETARY AND CONFIDENTIAL

THE INFORMATION CONTAINED IN THIS DRAWING IS THE SOLE PROPERTY OF SOLID SEALING TECHNOLOGY. ANY REPRODUCTION IN PART OR AS A WHOLE WITHOUT THE WRITTEN PERMISSION OF SOLID SEALING TECHNOLOGY IS PROHIBITED.

THIRD ANGLE PROJECTION



TITLE

MICRO SERIES FAMILY



**SOLID SEALING TECHNOLOGY**

REV.	APP'D	DATE	SCALE 2:1	DIMENSIONS IN INCHES [mm]	DRAWN	HJ	04/09/2021
A1	HJ	05/03/2021	AHDWR027-41		ENG APPR.	HJ	05/03/2021

REV. A1

WWW.SOLIDSEALING.COM

SALES DWG NO. MICRO\_SERIES REV. A1

**DIMENSIONS ARE FOR REFERENCE ONLY. UNLESS NOTED, NO TOLERANCES ARE IMPLIED. CONSULT SST TO DISCUSS YOUR SPECIFIC REQUIREMENTS.**