

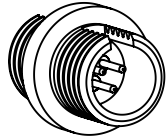
PART NO.	CABLE LENGTH
FA42239	48"
FA42239-02	96"

PERFORMANCE SPECIFICATIONS	
VOLTAGE:	250V DC
CURRENT:	3 AMPS
TEMPERATURE:	-55°C TO 200°C


PROPRIETARY AND CONFIDENTIAL THE INFORMATION CONTAINED IN THIS DRAWING IS THE SOLE PROPERTY OF SOLID SEALING TECHNOLOGY. ANY REPRODUCTION IN PART OR AS A WHOLE WITHOUT THE WRITTEN PERMISSION OF SOLID SEALING TECHNOLOGY IS PROHIBITED.				THIRD ANGLE PROJECTION 		TITLE <b>MICRO D+, 9 PIN VACUUM PLUG CABLE ASSEMBLY</b>			
REV.	APP'D	DATE	SCALE 3:1	DIMENSIONS IN INCHES [mm]	DRAWN	CW	4/30/2021	PART NO. (SEE TABLE) REV. A WWW.SOLIDSEALING.COM	
A1	JF	05/17/2021	MSPLR007-12		ENG APPR.	JF	05/17/2021		

**DIMENSIONS ARE FOR REFERENCE ONLY. UNLESS NOTED, NO TOLERANCES ARE IMPLIED. CONSULT SST TO DISCUSS YOUR SPECIFIC REQUIREMENTS.**


### 3 PINS



HERMETIC FEEDTHRU  
FA42916  
(LASER WELD ONLY)

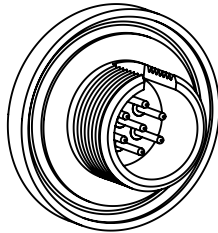


PLUG  
FA42930\*




PRE-WIRED PLUG  
-KAPTON: FA43039  
-PTFE: FA43040

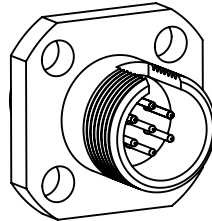
### 7 PINS



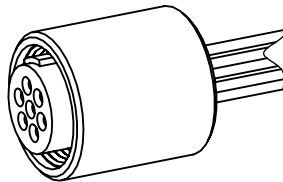
HERMETIC FEEDTHRU  
FA41283



PLUG  
FA41289\*

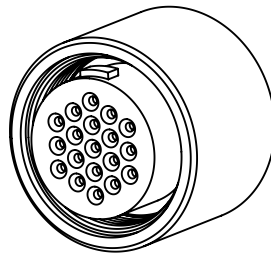


IN-VAC RECEPTACLE  
FA42367

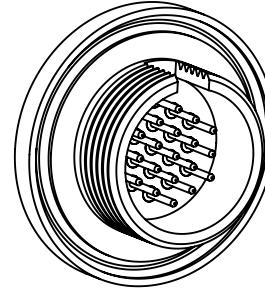


PRE-WIRED PLUG  
-KAPTON: FA42314  
-PTFE: FA42315

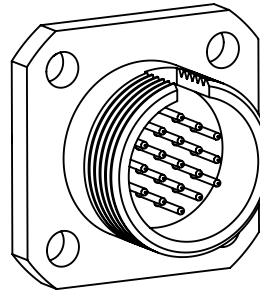
### 19 PINS



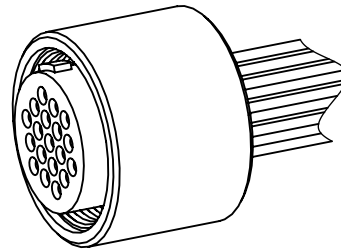
PLUG  
FA41232\*



HERMETIC FEEDTHRU  
FA41401

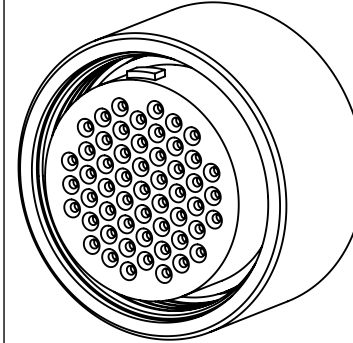


IN-VAC RECEPTACLE  
FA41656

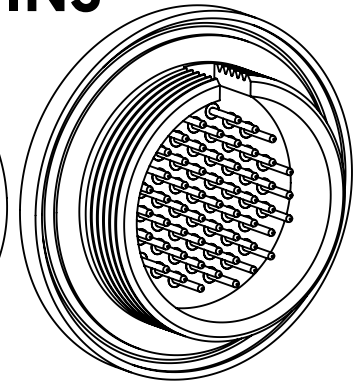


PRE-WIRED PLUG  
-KAPTON: FA42316  
-PTFE: FA42317

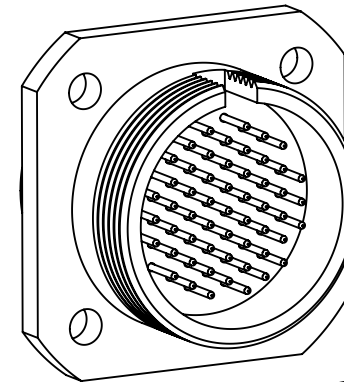
### 55 PINS



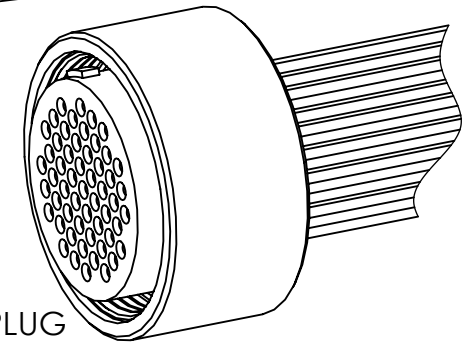
PLUG  
FA42256\*



HERMETIC FEEDTHRU  
FA42250



IN-VAC RECEPTACLE  
FA42375



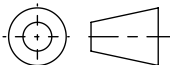
PRE-WIRED PLUG  
-KAPTON: FA42318  
-PTFE: FA42319

**\*CONTACTS NOT INCLUDED**

PROPRIETARY AND CONFIDENTIAL

THE INFORMATION CONTAINED IN THIS DRAWING IS THE SOLE PROPERTY OF SOLID SEALING TECHNOLOGY. ANY REPRODUCTION IN PART OR AS A WHOLE WITHOUT THE WRITTEN PERMISSION OF SOLID SEALING TECHNOLOGY IS PROHIBITED.

THIRD ANGLE PROJECTION



TITLE

MICRO SERIES FAMILY



**SOLID SEALING TECHNOLOGY**

REV.	APP'D	DATE	SCALE 2:1	DIMENSIONS IN INCHES [mm]	DRAWN	HJ	04/09/2021
A2	CW	4/21/2022	MPC10735-11		ENG APPR.	HJ	05/03/2021

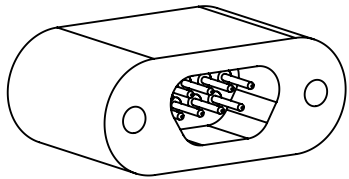
REV: A2

WWW.SOLIDSEALING.COM

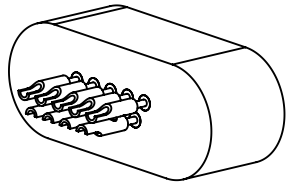
SALES DWG NO. MICRO\_SERIES REV. A2

**DIMENSIONS ARE FOR REFERENCE ONLY. UNLESS NOTED, NO TOLERANCES ARE IMPLIED. CONSULT SST TO DISCUSS YOUR SPECIFIC REQUIREMENTS.**

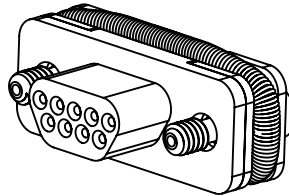
# 9 PINS



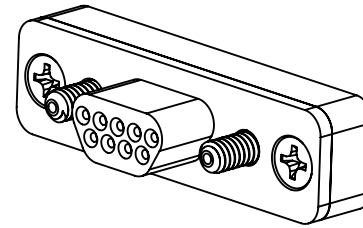
HERMETIC FEEDTHROUGH FA41500



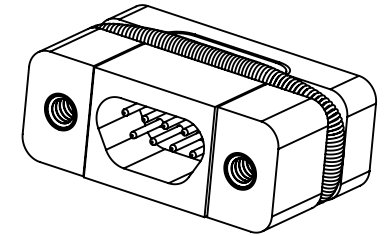
HERMETIC SOLDERCUP FEEDTHROUGH FA42164



PLUG, GARTER TYPE FA42137

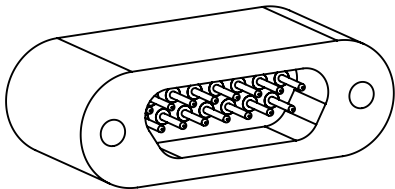


PLUG, SCREW TYPE: FA41506  
PRE-WIRED PLUG  
-KAPTON: FA42239  
-PTFE: FA42419

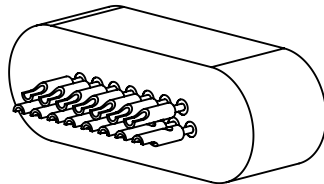


IN-VAC RECEPTACLE FA42394

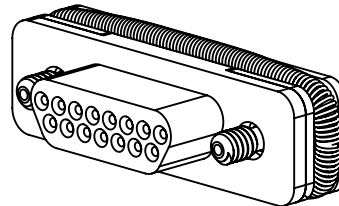
# 15 PINS



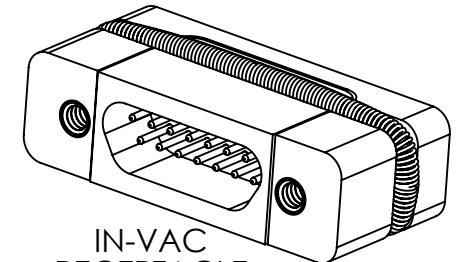
HERMETIC FEEDTHROUGH FA42273



HERMETIC SOLDERCUP FEEDTHROUGH FA42467

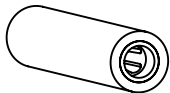


PLUG, GARTER TYPE FA42475

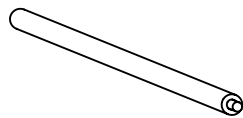


IN-VAC RECEPTACLE FA42488

# CONTACTS/WIRE



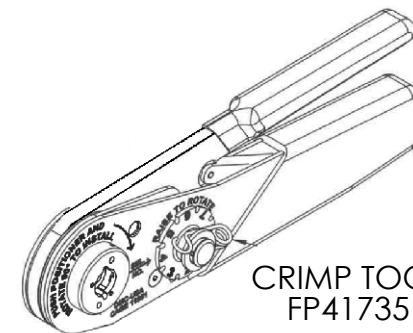
SOCKET CONTACTS  
KT41236 (BRASS 125C)  
KT41236-02 (TeCu 250C)



WIRE  
KAPTON 48": FA42244  
KAPTON 96": FA42245  
PTFE 48": FA42246-01/09  
PTFE 96": FA42247-01/09



CRIMP TOOL POSITIONER (PIN & SOCKET) FP41731

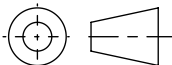


CRIMP TOOL FP41735

PROPRIETARY AND CONFIDENTIAL

THE INFORMATION CONTAINED IN THIS DRAWING IS THE SOLE PROPERTY OF SOLID SEALING TECHNOLOGY. ANY REPRODUCTION IN PART OR AS A WHOLE WITHOUT THE WRITTEN PERMISSION OF SOLID SEALING TECHNOLOGY IS PROHIBITED.

THIRD ANGLE PROJECTION



TITLE

MICRO SERIES FAMILY



**SOLID SEALING TECHNOLOGY**

REV.	APP'D	DATE	SCALE 2:1	DIMENSIONS IN INCHES [mm]	DRAWN	HJ	04/09/2021
A2	CW	4/21/2022	AHDWR027-41		ENG APPR.	HJ	05/03/2021

REV. A2

WWW.SOLIDSEALING.COM

SALES DWG NO. MICRO\_SERIES REV. A2

**DIMENSIONS ARE FOR REFERENCE ONLY. UNLESS NOTED, NO TOLERANCES ARE IMPLIED. CONSULT SST TO DISCUSS YOUR SPECIFIC REQUIREMENTS.**