

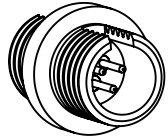
| PART NO. | CABLE LENGTH |
|------------|--------------|
| FA43039 | 48" |
| FA43039-02 | 96" |

| PERFORMANCE SPECIFICATIONS | |
|----------------------------|----------------|
| VOLTAGE: | 250V DC |
| CURRENT: | 3 AMPS |
| TEMPERATURE: | -55°C TO 200°C |


| | | | | | | | | | |
|--|-------|------------|-------------|----------------------------|-----------|---|------------|-----------------------------|---------------------------------|
| PROPRIETARY AND CONFIDENTIAL THE INFORMATION CONTAINED IN THIS DRAWING IS THE SOLE PROPERTY OF SOLID SEALING TECHNOLOGY. ANY REPRODUCTION IN PART OR AS A WHOLE WITHOUT THE WRITTEN PERMISSION OF SOLID SEALING TECHNOLOGY IS PROHIBITED. | | | | THIRD ANGLE PROJECTION | | TITLE MICRO C, 3 PIN VACUUM PLUG CABLE ASSEMBLY | | | |
| REV. | APP'D | DATE | SCALE 3:1 | DIMENSIONS IN INCHES [mm] | DRAWN | CW | 9/3/2021 | PART NO. (SEE TABLE) REV. A | WWW.SOLIDSEALING.COM |
| A1 | JF | 09/20/2021 | MSMM0128-41 | | ENG APPR. | JF | 09/20/2021 | | SALES DWG NO. FA43039SL REV. A1 |

DIMENSIONS ARE FOR REFERENCE ONLY. UNLESS NOTED, NO TOLERANCES ARE IMPLIED. CONSULT SST TO DISCUSS YOUR SPECIFIC REQUIREMENTS.


3 PINS



HERMETIC FEEDTHRU
FA42916
(LASER WELD ONLY)

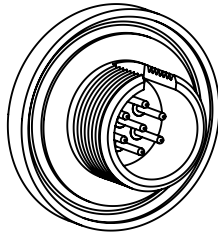


PLUG
FA42930*




PRE-WIRED PLUG
-KAPTON: FA43039
-PTFE: FA43040

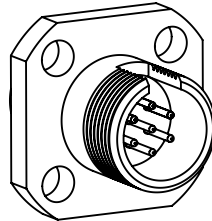
7 PINS



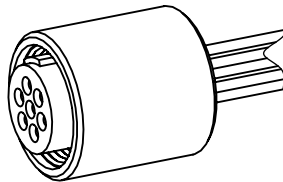
HERMETIC FEEDTHRU
FA41283



PLUG
FA41289*

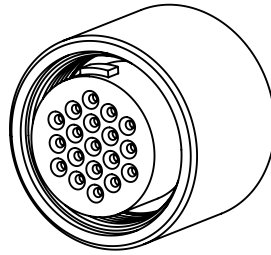


IN-VAC RECEPTACLE
FA42367

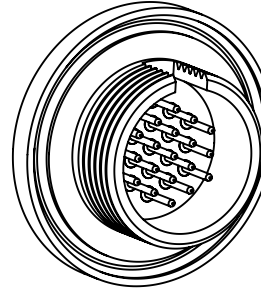


PRE-WIRED PLUG
-KAPTON: FA42314
-PTFE: FA42315

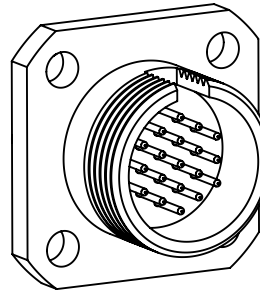
19 PINS



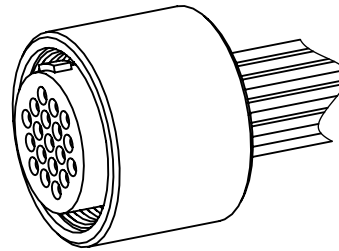
PLUG
FA41232*



HERMETIC FEEDTHRU
FA41401

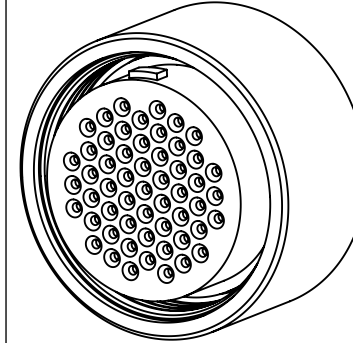


IN-VAC RECEPTACLE
FA41656

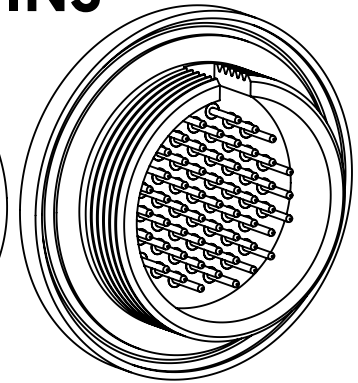


PRE-WIRED PLUG
-KAPTON: FA42316
-PTFE: FA42317

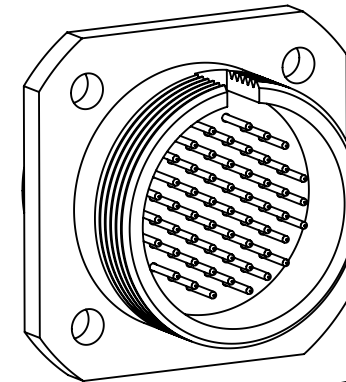
55 PINS



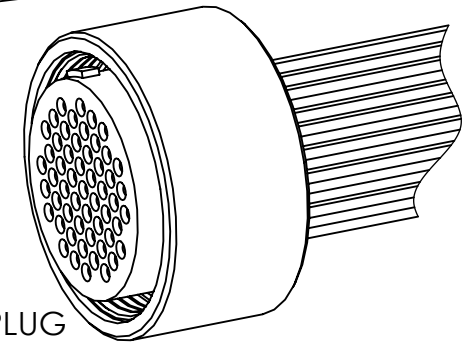
PLUG
FA42256*



HERMETIC FEEDTHRU
FA42250



IN-VAC RECEPTACLE
FA42375



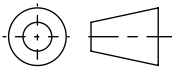
PRE-WIRED PLUG
-KAPTON: FA42318
-PTFE: FA42319

***CONTACTS NOT INCLUDED**

PROPRIETARY AND CONFIDENTIAL

THE INFORMATION CONTAINED IN THIS DRAWING IS THE SOLE PROPERTY OF SOLID SEALING TECHNOLOGY. ANY REPRODUCTION IN PART OR AS A WHOLE WITHOUT THE WRITTEN PERMISSION OF SOLID SEALING TECHNOLOGY IS PROHIBITED.

THIRD ANGLE PROJECTION



TITLE

MICRO SERIES FAMILY



SOLID SEALING TECHNOLOGY

| | | | | | | | |
|------|-------|-----------|-------------|---------------------------|-----------|----|------------|
| REV. | APP'D | DATE | SCALE 2:1 | DIMENSIONS IN INCHES [mm] | DRAWN | HJ | 04/09/2021 |
| A2 | CW | 4/21/2022 | MPC10735-11 | | ENG APPR. | HJ | 05/03/2021 |

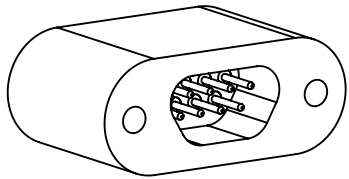
REV: A2

WWW.SOLIDSEALING.COM

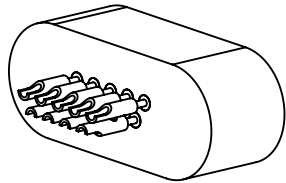
SALES DWG NO. MICRO_SERIES REV. A2

DIMENSIONS ARE FOR REFERENCE ONLY. UNLESS NOTED, NO TOLERANCES ARE IMPLIED. CONSULT SST TO DISCUSS YOUR SPECIFIC REQUIREMENTS.

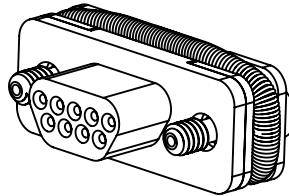
9 PINS



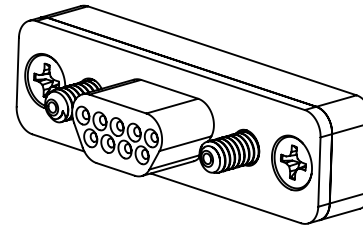
HERMETIC FEEDTHROUGH FA41500



HERMETIC SOLDERCUP FEEDTHROUGH FA42164

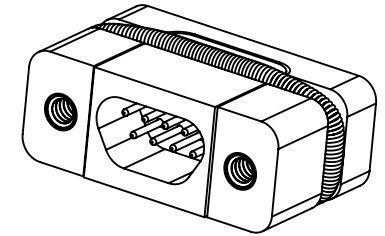


PLUG, GARTER TYPE FA42137



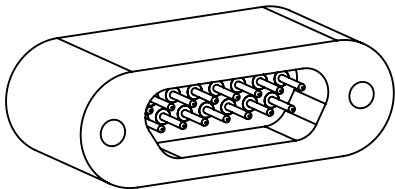
PLUG, SCREW TYPE: FA41506

PRE-WIRED PLUG
-KAPTON: FA42239
-PTFE: FA42419

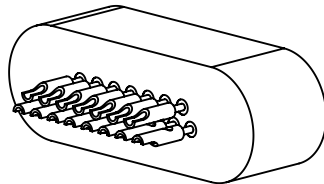


IN-VAC RECEPTACLE FA42394

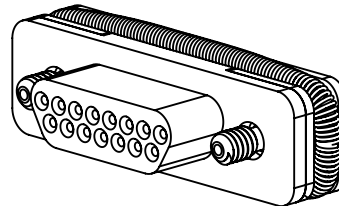
15 PINS



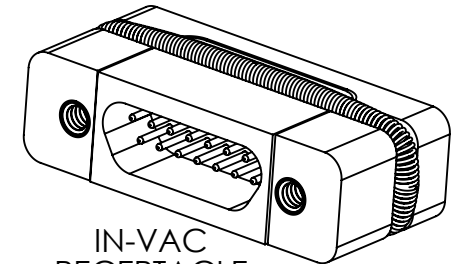
HERMETIC FEEDTHROUGH FA42273



HERMETIC SOLDERCUP FEEDTHROUGH FA42467

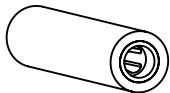


PLUG, GARTER TYPE FA42475

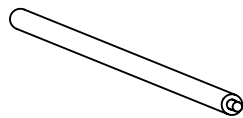


IN-VAC RECEPTACLE FA42488

CONTACTS/WIRE



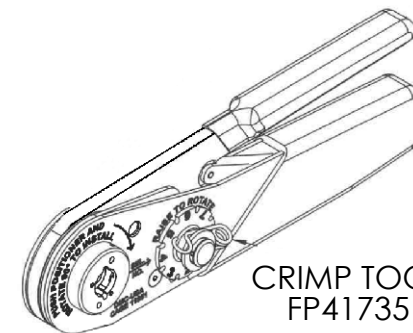
SOCKET CONTACTS
KT41236 (BRASS 125C)
KT41236-02 (TeCu 250C)



WIRE
KAPTON 48": FA42244
KAPTON 96": FA42245
PTFE 48": FA42246-01/09
PTFE 96": FA42247-01/09



CRIMP TOOL POSITIONER (PIN & SOCKET) FP41731

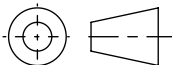


CRIMP TOOL FP41735

PROPRIETARY AND CONFIDENTIAL

THE INFORMATION CONTAINED IN THIS DRAWING IS THE SOLE PROPERTY OF SOLID SEALING TECHNOLOGY. ANY REPRODUCTION IN PART OR AS A WHOLE WITHOUT THE WRITTEN PERMISSION OF SOLID SEALING TECHNOLOGY IS PROHIBITED.

THIRD ANGLE PROJECTION



TITLE

MICRO SERIES FAMILY



SOLID SEALING
TECHNOLOGY

| REV. | APP'D | DATE | SCALE 2:1 | DIMENSIONS IN INCHES [mm] | DRAWN | HJ | 04/09/2021 |
|------|-------|-----------|-------------|---------------------------|-----------|----|------------|
| A2 | CW | 4/21/2022 | AHDWR027-41 | | ENG APPR. | HJ | 05/03/2021 |

REV. A2

WWW.SOLIDSEALING.COM

SALES DWG NO. MICRO_SERIES REV. A2

DIMENSIONS ARE FOR REFERENCE ONLY. UNLESS NOTED, NO TOLERANCES ARE IMPLIED. CONSULT SST TO DISCUSS YOUR SPECIFIC REQUIREMENTS.