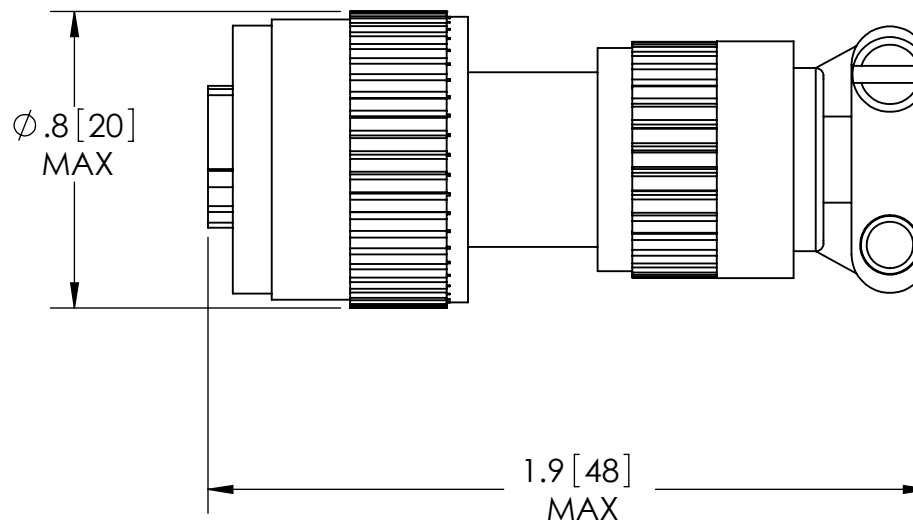
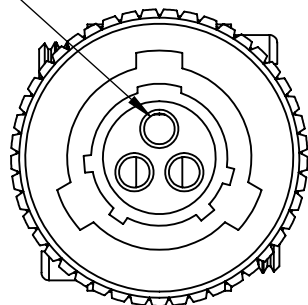


GOLD PLATED
SOLDER CUP
CONTACTS



RATINGS

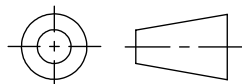
VOLTAGE:	1KV DC
CURRENT:	5 AMPS
TEMPERATURE:	-55°C TO 125°C

WWW.SOLIDSEALING.COM

PROPRIETARY AND CONFIDENTIAL

THE INFORMATION CONTAINED IN THIS DRAWING IS THE
SOLE PROPERTY OF SOLID SEALING TECHNOLOGY. ANY
REPRODUCTION IN PART OR AS A WHOLE WITHOUT THE WRITTEN
PERMISSION OF SOLID SEALING TECHNOLOGY IS PROHIBITED.

THIRD ANGLE PROJECTION



TITLE:

3 PIN AIR SIDE PLUG



SOLID SEALING TECHNOLOGY, INC.

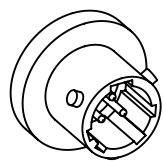
REV.	APP'D	DATE	SCALE 2:1	DIMENSIONS IN INCHES [mm]	DRAWN	JS	5/14/2008
A2	JS	12/02/2010	MSMM0025-12		ENG APPR.	MH	07/08/2008

PART NO. FP18062 REV. A

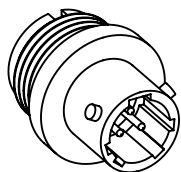
SALES DWG NO. FP18062SL REV. A2

DIMENSIONS ARE FOR REFERENCE ONLY. UNLESS NOTED, NO TOLERANCES ARE IMPLIED. CONSULT SST TO DISCUSS YOUR SPECIFIC REQUIREMENTS.

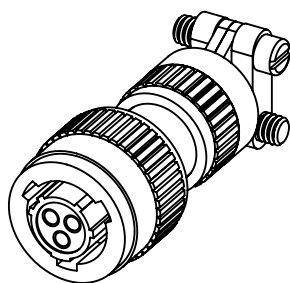
3 PINS



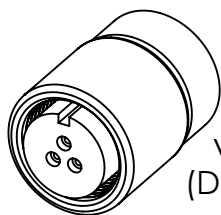
SINGLE ENDED
FEEDTHROUGH:
FA16820



DOUBLE ENDED
FEEDTHROUGH:
FA16822

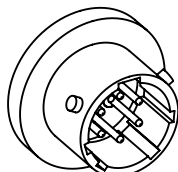


AIR SIDE PLUG (CRIMP): KT18063
AIR SIDE PLUG (SOLDER): FP18062

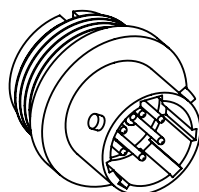


VACUUM SIDE PLUG
(DOUBLE ENDED ONLY):
FA18064


6 PINS



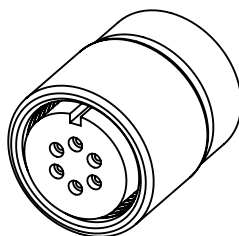
SINGLE ENDED
FEEDTHROUGH:
FA16808



DOUBLE ENDED
FEEDTHROUGH:
FA16809*



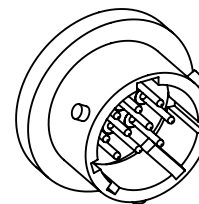
AIR SIDE PLUG (CRIMP): KT18065*
AIR SIDE PLUG (SOLDER): FP18066



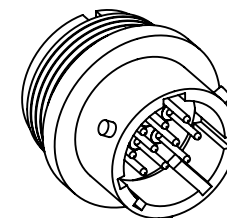
VACUUM SIDE PLUG
(DOUBLE ENDED ONLY):
FA18067*

*THERMOCOUPLE TYPE K
OPTION AVAILABLE

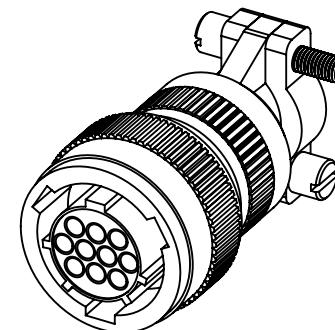
10 PINS



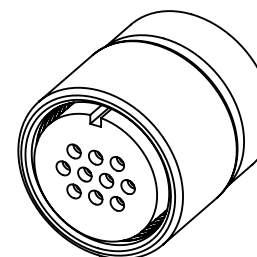
SINGLE ENDED
FEEDTHROUGH:
FA13003



DOUBLE ENDED
FEEDTHROUGH:
FA12933*



AIR SIDE PLUG (CRIMP): KT14378*
AIR SIDE PLUG (SOLDER): FP14900

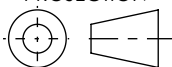


VACUUM SIDE PLUG
(DOUBLE ENDED ONLY):
FA13461*

PROPRIETARY AND CONFIDENTIAL

THE INFORMATION CONTAINED IN THIS DRAWING IS THE
SOLE PROPERTY OF SOLID SEALING TECHNOLOGY. ANY
REPRODUCTION IN PART OR AS A WHOLE WITHOUT THE WRITTEN
PERMISSION OF SOLID SEALING TECHNOLOGY IS PROHIBITED.

THIRD ANGLE
PROJECTION



TITLE

26482 SERIES FAMILY



SOLID SEALING
TECHNOLOGY

REV.	APP'D	DATE	SCALE 1:1	DIMENSIONS IN INCHES [mm]	DRAWN	CW	8/19/2021
A2	JF	01/22/2025	MPCL0163-11	ENG APPR.	JF	1/27/2022	

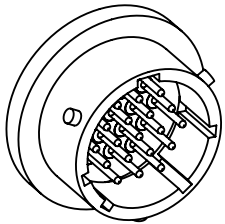
REV: A2

WWW.SOLIDSEALING.COM

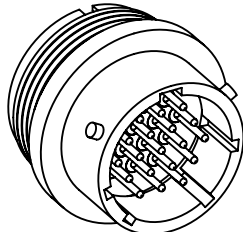
SALES DWG NO. 26482_SERIES REV. A2

DIMENSIONS ARE FOR REFERENCE ONLY. UNLESS NOTED, NO TOLERANCES ARE IMPLIED. CONSULT SST TO DISCUSS YOUR SPECIFIC REQUIREMENTS.

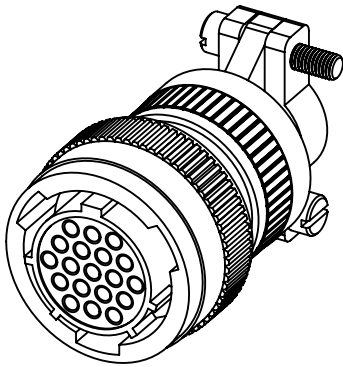
19 PINS



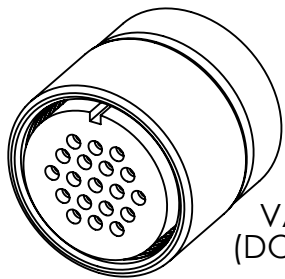
SINGLE ENDED
FEEDTHROUGH:
FA13002



DOUBLE ENDED
FEEDTHROUGH:
FA12932*

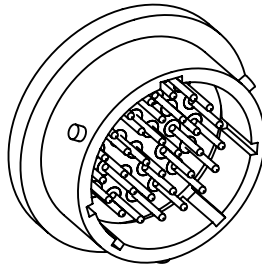


AIR SIDE PLUG (CRIMP): KT14379*
AIR SIDE PLUG (SOLDER): FP14901

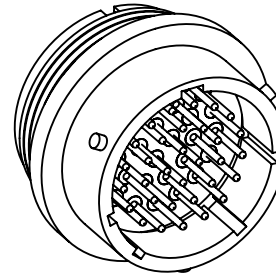


VACUUM SIDE PLUG
(DOUBLE ENDED ONLY):
FA13462*

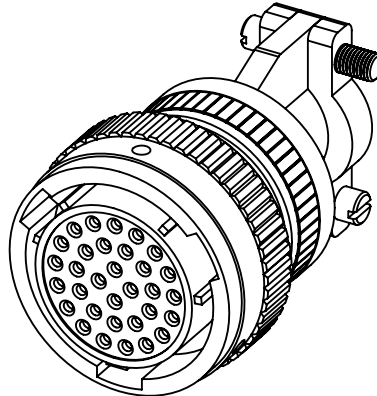
32 PINS



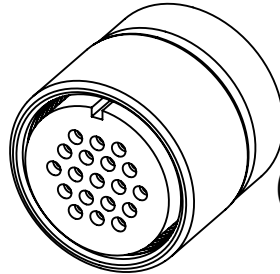
SINGLE ENDED
FEEDTHROUGH:
FA13001



DOUBLE ENDED
FEEDTHROUGH:
FA12931*



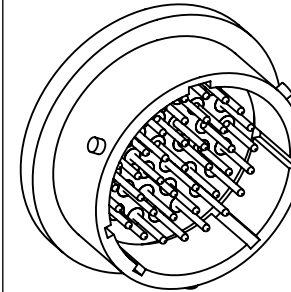
AIR SIDE PLUG (CRIMP): KT14380*
AIR SIDE PLUG (SOLDER): FP14902



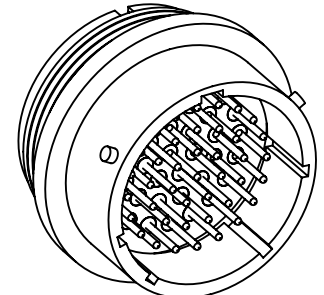
VACUUM SIDE PLUG
(DOUBLE ENDED ONLY):
FA13463*

*THERMOCOUPLE TYPE K
OPTION AVAILABLE

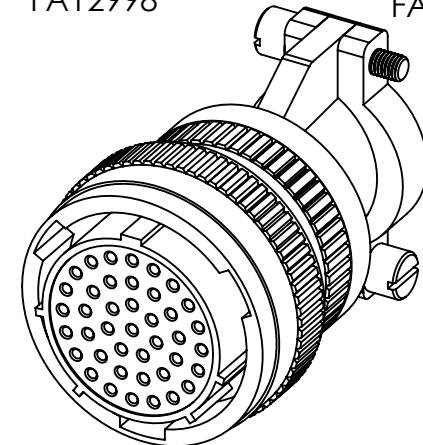
41 PINS



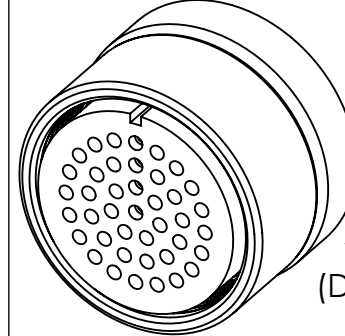
SINGLE ENDED
FEEDTHROUGH:
FA12998



DOUBLE ENDED
FEEDTHROUGH:
FA12930



AIR SIDE PLUG (CRIMP): KT14381
AIR SIDE PLUG (SOLDER): FP14903

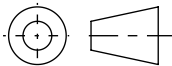


VACUUM SIDE PLUG
(DOUBLE ENDED ONLY):
FA13464

PROPRIETARY AND CONFIDENTIAL

THE INFORMATION CONTAINED IN THIS DRAWING IS THE
SOLE PROPERTY OF SOLID SEALING TECHNOLOGY. ANY
REPRODUCTION IN PART OR AS A WHOLE WITHOUT THE WRITTEN
PERMISSION OF SOLID SEALING TECHNOLOGY IS PROHIBITED.

THIRD ANGLE
PROJECTION



TITLE

26482 SERIES FAMILY



SOLID SEALING
TECHNOLOGY

REV.	APP'D	DATE	SCALE 1:1	DIMENSIONS IN INCHES [mm]	DRAWN	CW	8/19/2021
A2	JF	01/22/2025	MPCL0054-02	ENG APPR.	JF	1/27/2022	

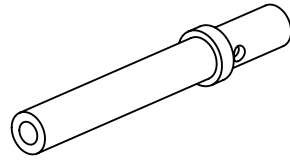
REV: A2

WWW.SOLIDSEALING.COM

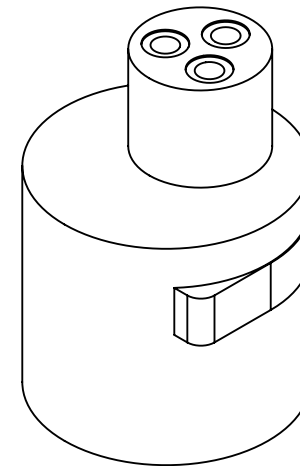
SALES DWG NO. 26482_SERIES REV. A2

DIMENSIONS ARE FOR REFERENCE ONLY. UNLESS NOTED, NO TOLERANCES ARE IMPLIED. CONSULT SST TO DISCUSS YOUR SPECIFIC REQUIREMENTS.

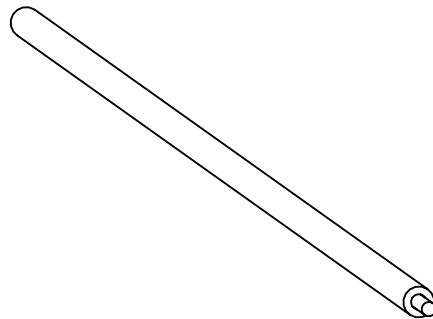
CONTACTS/WIRE/CRIMP TOOL/LOCATOR



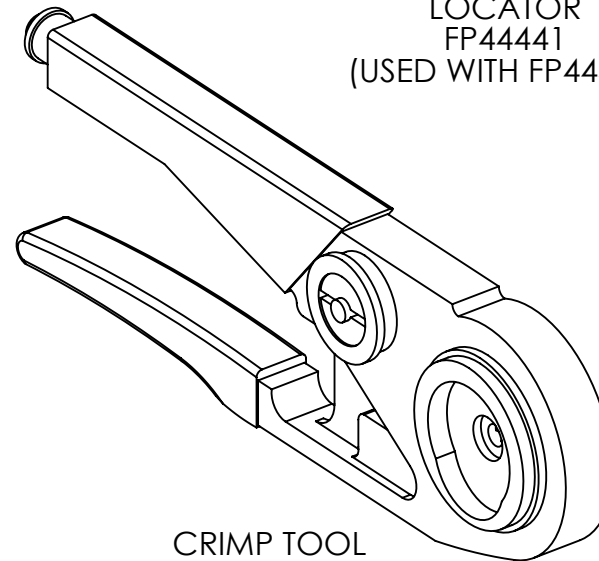
CRIMP CONTACTS
 KT13353 (COPPER ALLOY)
 KT13353-02 (CHROMEL)**
 KT13353-03 (ALUMEL)**
 KT13353-11 (COPPER ALLOY,
 NO COLOR BANDS)



LOCATOR
 FP44441
 (USED WITH FP44440)




22 AWG WIRE
 KAPTON
 (CUSTOM LENGTHS AVAILABLE)
 FA15065



CRIMP TOOL
 FP44440

**THERMOCOUPLE TYPE K CRIMP CONTACTS

PROPRIETARY AND CONFIDENTIAL THE INFORMATION CONTAINED IN THIS DRAWING IS THE SOLE PROPERTY OF SOLID SEALING TECHNOLOGY. ANY REPRODUCTION IN PART OR AS A WHOLE WITHOUT THE WRITTEN PERMISSION OF SOLID SEALING TECHNOLOGY IS PROHIBITED.				THIRD ANGLE PROJECTION		TITLE 26482 SERIES FAMILY		 SOLID SEALING TECHNOLOGY	
REV.	APP'D	DATE	SCALE 1:1	DIMENSIONS IN INCHES [mm]	DRAWN	CW	8/19/2021	REV: A2	WWW.SOLIDSEALING.COM
A2	JF	01/22/2025	ACDCN010-1ST		ENG APPR.	JF	1/27/2022		SALES DWG NO. 26482_SERIES REV. A2

DIMENSIONS ARE FOR REFERENCE ONLY. UNLESS NOTED, NO TOLERANCES ARE IMPLIED. CONSULT SST TO DISCUSS YOUR SPECIFIC REQUIREMENTS.