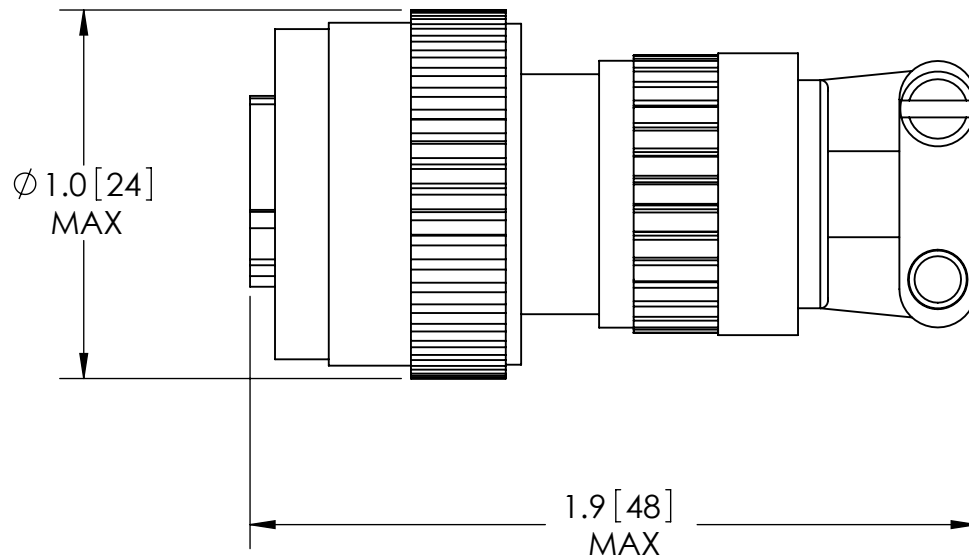
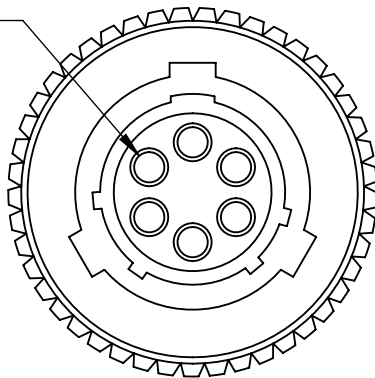


GOLD PLATED  
SOLDER CUP  
CONTACTS



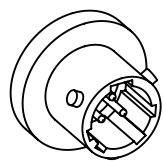
PART NO.	DESCRIPTION
FP18066	MIL-C-26482 PLUG
FP18066-02	COMMERCIAL TYPE MIL-C-26482 PLUG

RATINGS	
VOLTAGE:	1KV DC
CURRENT:	5 AMPS
TEMPERATURE:	-55°C TO 125°C

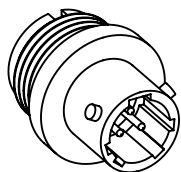
PROPRIETARY AND CONFIDENTIAL THE INFORMATION CONTAINED IN THIS DRAWING IS THE SOLE PROPERTY OF SOLID SEALING TECHNOLOGY. ANY REPRODUCTION IN PART OR AS A WHOLE WITHOUT THE WRITTEN PERMISSION OF SOLID SEALING TECHNOLOGY IS PROHIBITED.					THIRD ANGLE PROJECTION 			TITLE:  6 PIN AIR SIDE PLUG		<a href="http://WWW.SOLIDSEALING.COM">WWW.SOLIDSEALING.COM</a>  SOLID SEALING TECHNOLOGY, INC.	
REV.	APP'D	DATE	SCALE 2:1	DIMENSIONS IN INCHES [mm]	DRAWN	JS	5/14/2008	PART NO. (SEE TABLE) REV. B		SALES DWG NO. FP18066SL REV. B1	
B1	JF	03/22/2019	MSMM0026-2ST		ENG APPR.	MH	07/08/2008				

**DIMENSIONS ARE FOR REFERENCE ONLY. UNLESS NOTED, NO TOLERANCES ARE IMPLIED. CONSULT SST TO DISCUSS YOUR SPECIFIC REQUIREMENTS.**

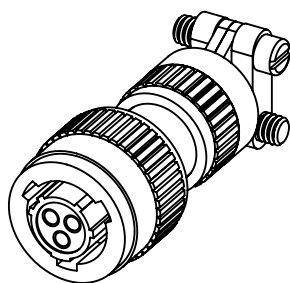
## 3 PINS



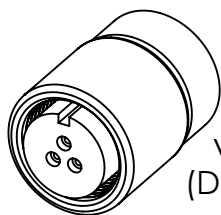
SINGLE ENDED  
FEEDTHROUGH:  
FA16820



DOUBLE ENDED  
FEEDTHROUGH:  
FA16822

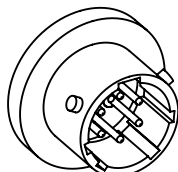


AIR SIDE PLUG (CRIMP): KT18063  
AIR SIDE PLUG (SOLDER): FP18062

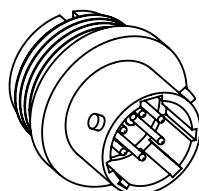


VACUUM SIDE PLUG  
(DOUBLE ENDED ONLY):  
FA18064


## 6 PINS



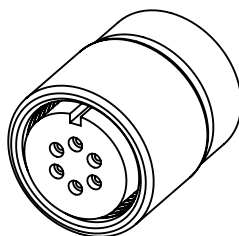
SINGLE ENDED  
FEEDTHROUGH:  
FA16808



DOUBLE ENDED  
FEEDTHROUGH:  
FA16809\*



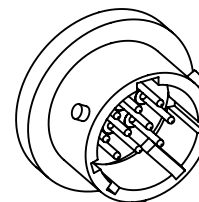
AIR SIDE PLUG (CRIMP): KT18065\*  
AIR SIDE PLUG (SOLDER): FP18066



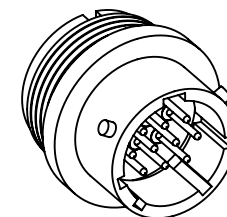
VACUUM SIDE PLUG  
(DOUBLE ENDED ONLY):  
FA18067\*

\*THERMOCOUPLE TYPE K  
OPTION AVAILABLE

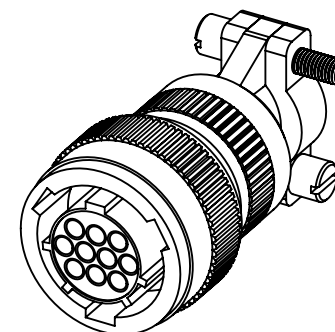
## 10 PINS



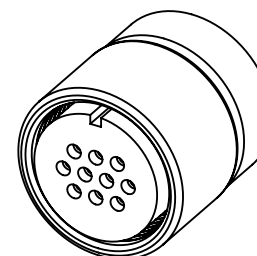
SINGLE ENDED  
FEEDTHROUGH:  
FA13003



DOUBLE ENDED  
FEEDTHROUGH:  
FA12933\*



AIR SIDE PLUG (CRIMP): KT14378\*  
AIR SIDE PLUG (SOLDER): FP14900

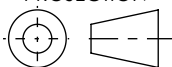


VACUUM SIDE PLUG  
(DOUBLE ENDED ONLY):  
FA13461\*

PROPRIETARY AND CONFIDENTIAL

THE INFORMATION CONTAINED IN THIS DRAWING IS THE  
SOLE PROPERTY OF SOLID SEALING TECHNOLOGY. ANY  
REPRODUCTION IN PART OR AS A WHOLE WITHOUT THE WRITTEN  
PERMISSION OF SOLID SEALING TECHNOLOGY IS PROHIBITED.

THIRD ANGLE  
PROJECTION



TITLE

26482 SERIES FAMILY



**SOLID SEALING**  
TECHNOLOGY

REV.	APP'D	DATE	SCALE 1:1	DIMENSIONS IN INCHES [mm]	DRAWN	CW	8/19/2021
A2	JF	01/22/2025	MPCL0163-11	ENG APPR.	JF	1/27/2022	

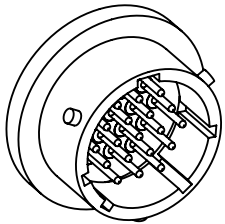
REV: A2

WWW.SOLIDSEALING.COM

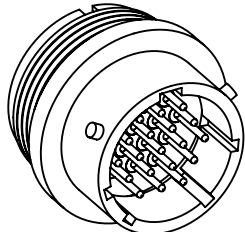
SALES DWG NO. 26482\_SERIES REV. A2

***DIMENSIONS ARE FOR REFERENCE ONLY. UNLESS NOTED, NO TOLERANCES ARE IMPLIED. CONSULT SST TO DISCUSS YOUR SPECIFIC REQUIREMENTS.***

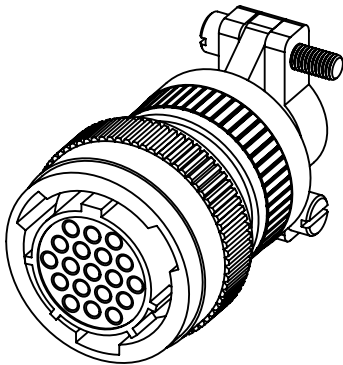
## 19 PINS



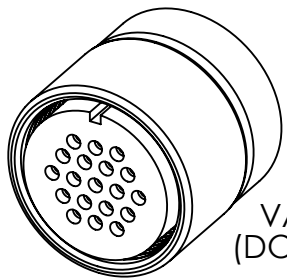
SINGLE ENDED  
FEEDTHROUGH:  
FA13002



DOUBLE ENDED  
FEEDTHROUGH:  
FA12932\*

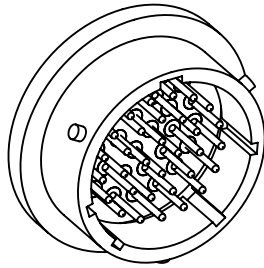


AIR SIDE PLUG (CRIMP): KT14379\*  
AIR SIDE PLUG (SOLDER): FP14901

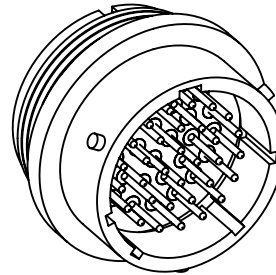


VACUUM SIDE PLUG  
(DOUBLE ENDED ONLY):  
FA13462\*

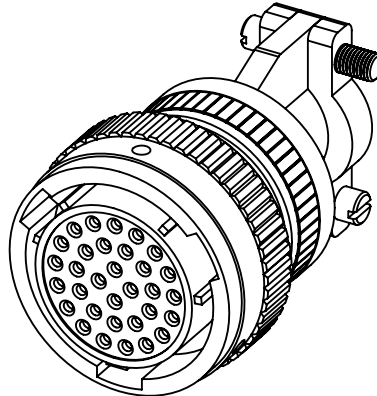
## 32 PINS



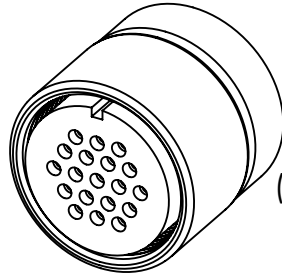
SINGLE ENDED  
FEEDTHROUGH:  
FA13001



DOUBLE ENDED  
FEEDTHROUGH:  
FA12931\*



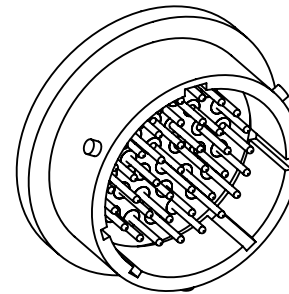
AIR SIDE PLUG (CRIMP): KT14380\*  
AIR SIDE PLUG (SOLDER): FP14902



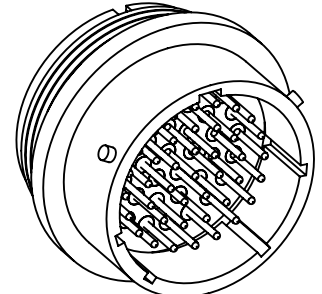
VACUUM SIDE PLUG  
(DOUBLE ENDED ONLY):  
FA13463\*

\*THERMOCOUPLE TYPE K  
OPTION AVAILABLE

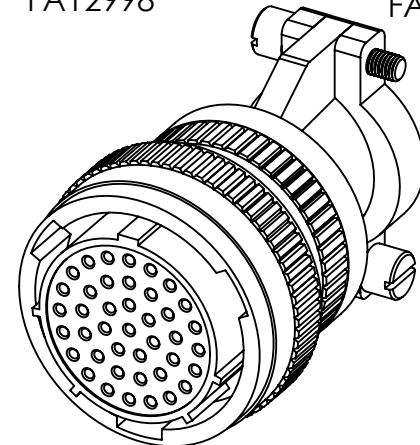
## 41 PINS



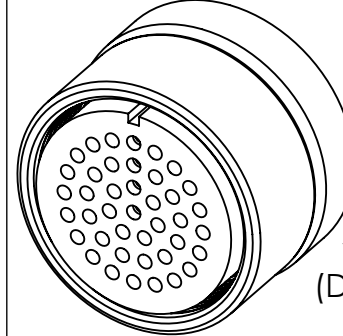
SINGLE ENDED  
FEEDTHROUGH:  
FA12998



DOUBLE ENDED  
FEEDTHROUGH:  
FA12930



AIR SIDE PLUG (CRIMP): KT14381  
AIR SIDE PLUG (SOLDER): FP14903

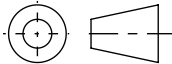


VACUUM SIDE PLUG  
(DOUBLE ENDED ONLY):  
FA13464

PROPRIETARY AND CONFIDENTIAL

THE INFORMATION CONTAINED IN THIS DRAWING IS THE  
SOLE PROPERTY OF SOLID SEALING TECHNOLOGY. ANY  
REPRODUCTION IN PART OR AS A WHOLE WITHOUT THE WRITTEN  
PERMISSION OF SOLID SEALING TECHNOLOGY IS PROHIBITED.

THIRD ANGLE  
PROJECTION



TITLE

26482 SERIES FAMILY



**SOLID SEALING**  
TECHNOLOGY

REV.	APP'D	DATE	SCALE 1:1	DIMENSIONS IN INCHES [mm]	DRAWN	CW	8/19/2021
A2	JF	01/22/2025	MPCL0054-02		ENG APPR.	JF	1/27/2022

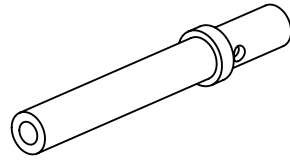
REV: A2

WWW.SOLIDSEALING.COM

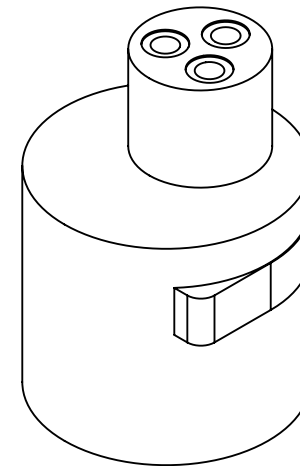
SALES DWG NO. 26482\_SERIES REV. A2

***DIMENSIONS ARE FOR REFERENCE ONLY. UNLESS NOTED, NO TOLERANCES ARE IMPLIED. CONSULT SST TO DISCUSS YOUR SPECIFIC REQUIREMENTS.***

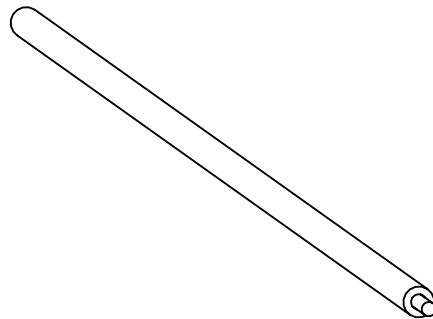
# CONTACTS/WIRE/CRIMP TOOL/LOCATOR



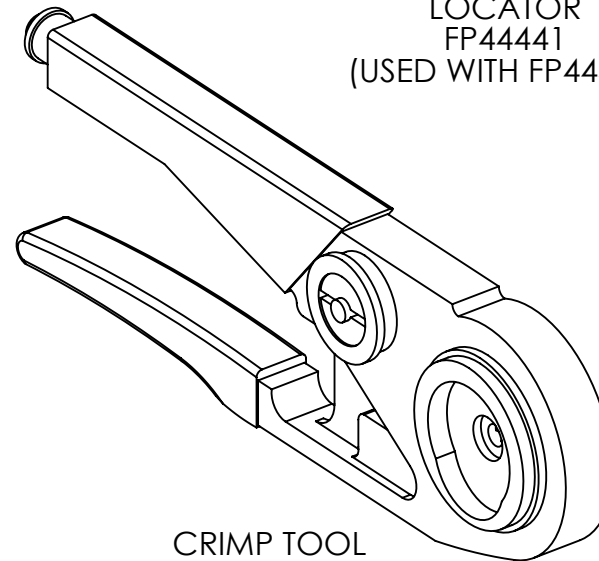
CRIMP CONTACTS  
 KT13353 (COPPER ALLOY)  
 KT13353-02 (CHROMEL)\*\*  
 KT13353-03 (ALUMEL)\*\*  
 KT13353-11 (COPPER ALLOY,  
 NO COLOR BANDS)



LOCATOR  
 FP44441  
 (USED WITH FP44440)




22 AWG WIRE  
 KAPTON  
 (CUSTOM LENGTHS AVAILABLE)  
 FA15065



CRIMP TOOL  
 FP44440

\*\*THERMOCOUPLE TYPE K CRIMP CONTACTS

PROPRIETARY AND CONFIDENTIAL THE INFORMATION CONTAINED IN THIS DRAWING IS THE SOLE PROPERTY OF SOLID SEALING TECHNOLOGY. ANY REPRODUCTION IN PART OR AS A WHOLE WITHOUT THE WRITTEN PERMISSION OF SOLID SEALING TECHNOLOGY IS PROHIBITED.				THIRD ANGLE PROJECTION		TITLE 26482 SERIES FAMILY		 <b>SOLID SEALING</b> TECHNOLOGY	
REV.	APP'D	DATE	SCALE 1:1	DIMENSIONS IN INCHES [mm]	DRAWN	CW	8/19/2021	REV: A2	WWW.SOLIDSEALING.COM
A2	JF	01/22/2025	ACDCN010-1ST		ENG APPR.	JF	1/27/2022		SALES DWG NO. 26482_SERIES REV. A2

***DIMENSIONS ARE FOR REFERENCE ONLY. UNLESS NOTED, NO TOLERANCES ARE IMPLIED. CONSULT SST TO DISCUSS YOUR SPECIFIC REQUIREMENTS.***