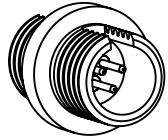



PROPRIETARY AND CONFIDENTIAL THE INFORMATION CONTAINED IN THIS DRAWING IS THE SOLE PROPERTY OF SOLID SEALING TECHNOLOGY. ANY REPRODUCTION IN PART OR AS A WHOLE WITHOUT THE WRITTEN PERMISSION OF SOLID SEALING TECHNOLOGY IS PROHIBITED.				THIRD ANGLE PROJECTION 		TITLE CRIMP TOOL			
REV.	APP'D	DATE	SCALE 1:4	DIMENSIONS IN INCHES [mm]	DRAWN	CW	1/15/2021	PART NO. FP41735 REV. A WWW.SOLIDSEALING.COM	
A1	CW	6/30/2021	FP13347-12		ENG APPR.	CW	6/30/2021		

DIMENSIONS ARE FOR REFERENCE ONLY. UNLESS NOTED, NO TOLERANCES ARE IMPLIED. CONSULT SST TO DISCUSS YOUR SPECIFIC REQUIREMENTS.


3 PINS



HERMETIC FEEDTHRU
FA42916
(LASER WELD ONLY)

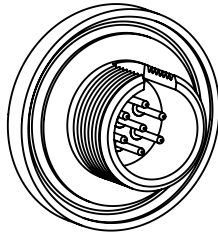


PLUG
FA42930*




PRE-WIRED PLUG
-KAPTON: FA43039
-PTFE: FA43040

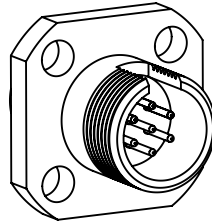
7 PINS



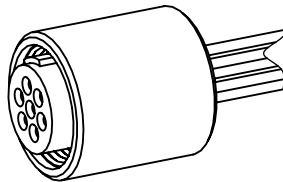
HERMETIC FEEDTHRU
FA41283



PLUG
FA41289*

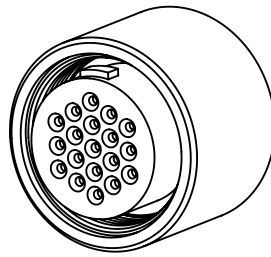


IN-VAC RECEPTACLE
FA42367

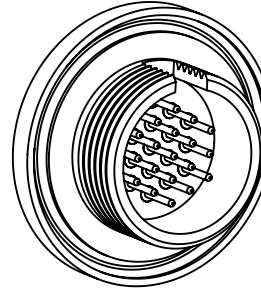


PRE-WIRED PLUG
-KAPTON: FA42314
-PTFE: FA42315

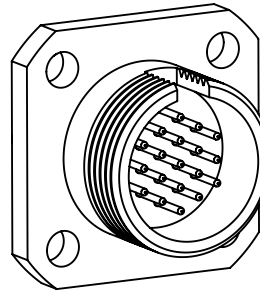
19 PINS



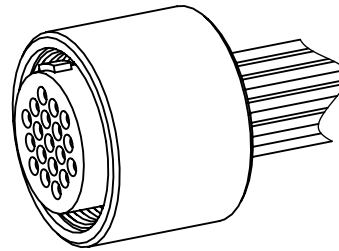
PLUG
FA41232*



HERMETIC FEEDTHRU
FA41401

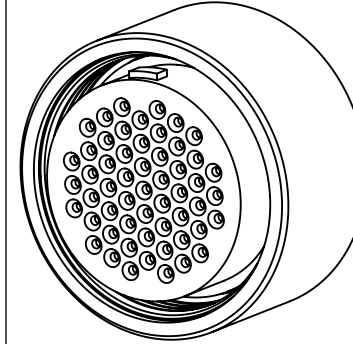


IN-VAC RECEPTACLE
FA41656

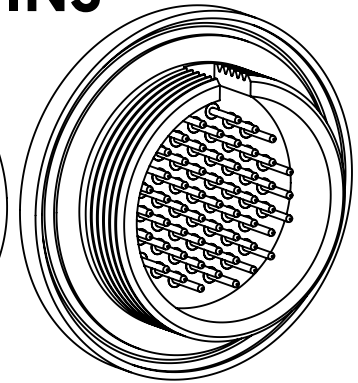


PRE-WIRED PLUG
-KAPTON: FA42316
-PTFE: FA42317

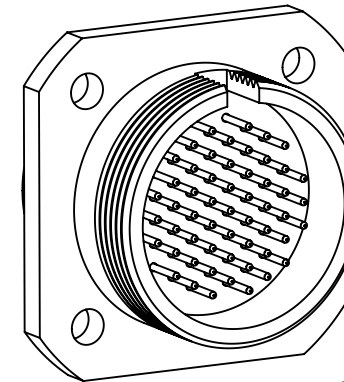
55 PINS



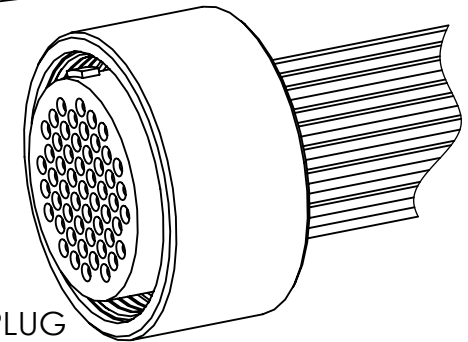
PLUG
FA42256*



HERMETIC FEEDTHRU
FA42250



IN-VAC RECEPTACLE
FA42375



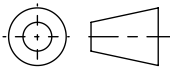
PRE-WIRED PLUG
-KAPTON: FA42318
-PTFE: FA42319

***CONTACTS NOT INCLUDED**

PROPRIETARY AND CONFIDENTIAL

THE INFORMATION CONTAINED IN THIS DRAWING IS THE SOLE PROPERTY OF SOLID SEALING TECHNOLOGY. ANY REPRODUCTION IN PART OR AS A WHOLE WITHOUT THE WRITTEN PERMISSION OF SOLID SEALING TECHNOLOGY IS PROHIBITED.

THIRD ANGLE PROJECTION



TITLE

MICRO SERIES FAMILY



SOLID SEALING TECHNOLOGY

REV.	APP'D	DATE	SCALE 2:1	DIMENSIONS IN INCHES [mm]	DRAWN	HJ	04/09/2021
A2	CW	4/21/2022	MPC10735-11		ENG APPR.	HJ	05/03/2021

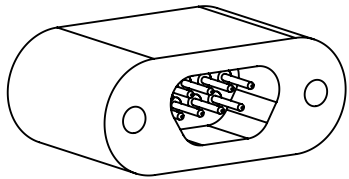
REV: A2

WWW.SOLIDSEALING.COM

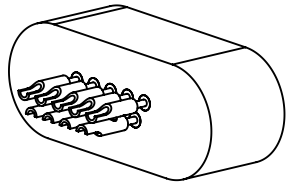
SALES DWG NO. MICRO_SERIES REV. A2

DIMENSIONS ARE FOR REFERENCE ONLY. UNLESS NOTED, NO TOLERANCES ARE IMPLIED. CONSULT SST TO DISCUSS YOUR SPECIFIC REQUIREMENTS.

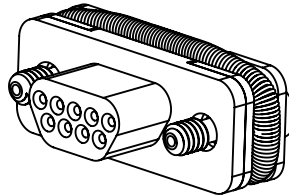
9 PINS



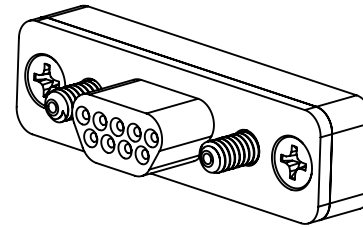
HERMETIC FEEDTHROUGH FA41500



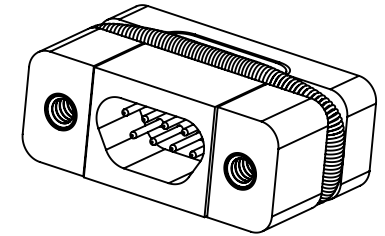
HERMETIC SOLDERCUP FEEDTHROUGH FA42164



PLUG, GARTER TYPE FA42137

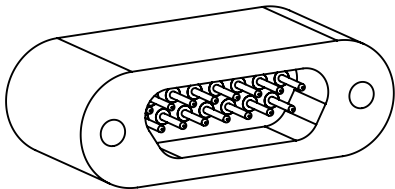


PLUG, SCREW TYPE: FA41506
PRE-WIRED PLUG
-KAPTON: FA42239
-PTFE: FA42419

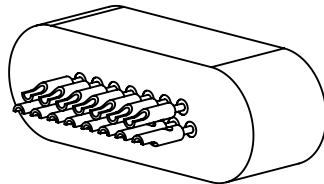


IN-VAC RECEPTACLE FA42394

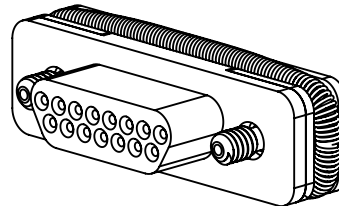
15 PINS



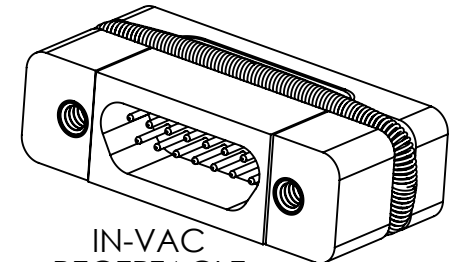
HERMETIC FEEDTHROUGH FA42273



HERMETIC SOLDERCUP FEEDTHROUGH FA42467

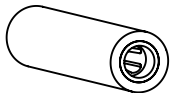


PLUG, GARTER TYPE FA42475

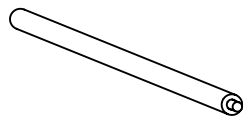


IN-VAC RECEPTACLE FA42488

CONTACTS/WIRE



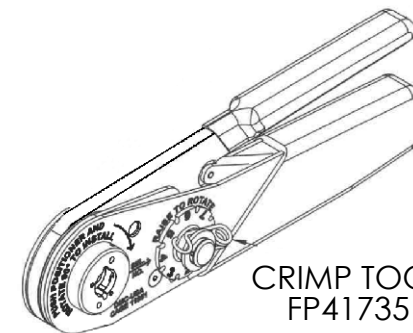
SOCKET CONTACTS
KT41236 (BRASS 125C)
KT41236-02 (TeCu 250C)



WIRE
KAPTON 48": FA42244
KAPTON 96": FA42245
PTFE 48": FA42246-01/09
PTFE 96": FA42247-01/09



CRIMP TOOL POSITIONER (PIN & SOCKET) FP41731

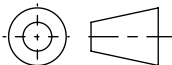


CRIMP TOOL FP41735

PROPRIETARY AND CONFIDENTIAL

THE INFORMATION CONTAINED IN THIS DRAWING IS THE SOLE PROPERTY OF SOLID SEALING TECHNOLOGY. ANY REPRODUCTION IN PART OR AS A WHOLE WITHOUT THE WRITTEN PERMISSION OF SOLID SEALING TECHNOLOGY IS PROHIBITED.

THIRD ANGLE PROJECTION



TITLE

MICRO SERIES FAMILY



SOLID SEALING
TECHNOLOGY

REV.	APP'D	DATE	SCALE 2:1	DIMENSIONS IN INCHES [mm]	DRAWN	HJ	04/09/2021
A2	CW	4/21/2022	AHDWR027-41		ENG APPR.	HJ	05/03/2021

REV. A2

WWW.SOLIDSEALING.COM

SALES DWG NO. MICRO_SERIES REV. A2

DIMENSIONS ARE FOR REFERENCE ONLY. UNLESS NOTED, NO TOLERANCES ARE IMPLIED. CONSULT SST TO DISCUSS YOUR SPECIFIC REQUIREMENTS.