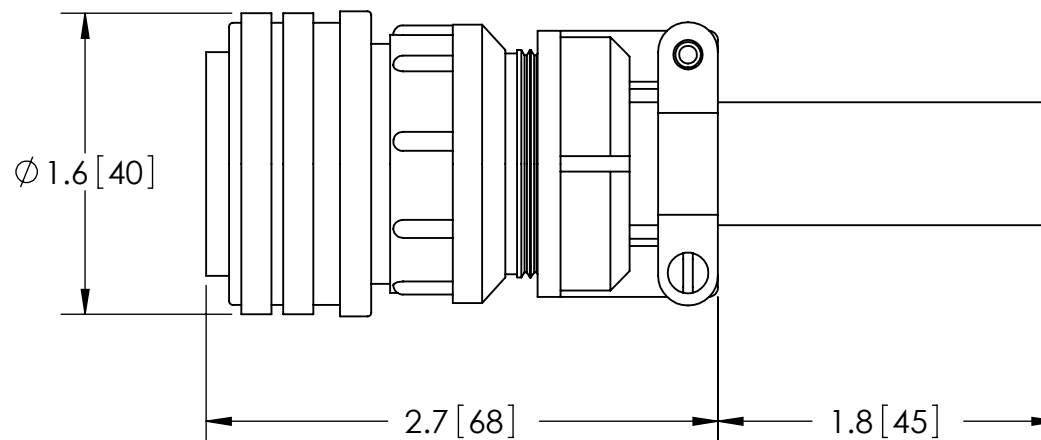
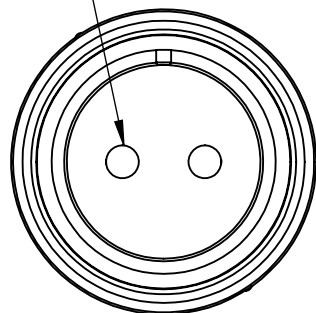


SOLDER CUP
CONTACTS



RATINGS

VOLTAGE:	700 V DC
CURRENT:	46 AMPS
TEMPERATURE:	-55°C TO 125°C

WWW.SOLIDSEALING.COM



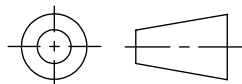
SOLID SEALING TECHNOLOGY, INC.

SALES DWG NO. KT24963SL REV. A1

PROPRIETARY AND CONFIDENTIAL

THE INFORMATION CONTAINED IN THIS DRAWING IS THE
SOLE PROPERTY OF SOLID SEALING TECHNOLOGY. ANY
REPRODUCTION IN PART OR AS A WHOLE WITHOUT THE WRITTEN
PERMISSION OF SOLID SEALING TECHNOLOGY IS PROHIBITED.

THIRD ANGLE PROJECTION



TITLE:


2 PIN AIR SIDE PLUG

PART NO. KT24963 REV. A

REV.	APP'D	DATE	SCALE 1:1	DIMENSIONS IN	DRAWN	JS	07/27/2011
A1	JS	07/27/2011	1:1	INCHES [mm]	ENG APPR.	JS	07/27/2011


DIMENSIONS ARE FOR REFERENCE ONLY. UNLESS NOTED, NO TOLERANCES ARE IMPLIED. CONSULT SST TO DISCUSS YOUR SPECIFIC REQUIREMENTS.

16-20 AWG WIRE SIZE



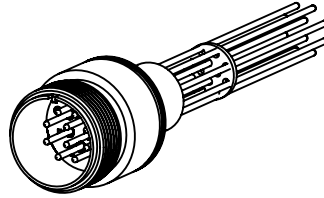
4 PIN
FEEDTHROUGH,
ALUMEL CONDUCTORS:
FA10658*

WITH AIR SIDE PLUG:
KT10658




6 PIN
FEEDTHROUGH,
ALUMEL CONDUCTORS:
FA10657*

WITH AIR SIDE PLUG:
KT10657



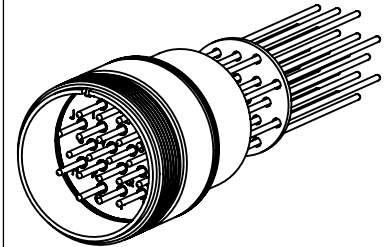
10 PIN
FEEDTHROUGH,
ALUMEL CONDUCTORS:
FA10656*

WITH AIR SIDE PLUG:
KT10656



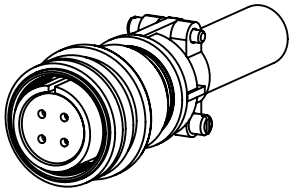
16 PIN
FEEDTHROUGH,
ALUMEL CONDUCTORS:
FA19550

WITH AIR SIDE PLUG:
KT19550

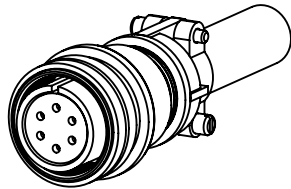


20 PIN
FEEDTHROUGH,
ALUMEL CONDUCTORS:
FA19417*

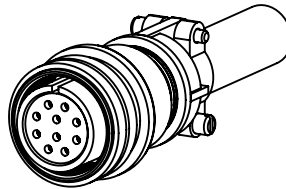
WITH AIR SIDE PLUG:
KT19417



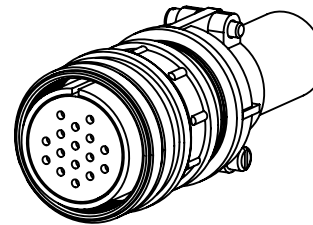
4 PIN
AIR SIDE PLUG
KT11600*



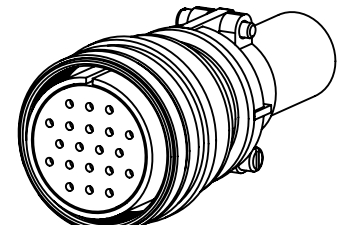
6 PIN
AIR SIDE PLUG
KT13803*



10 PIN
AIR SIDE PLUG
KT13108*



16 PIN
AIR SIDE PLUG
KT26175



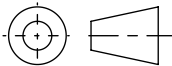
20 PIN
AIR SIDE PLUG
KT21522*

*THERMOCOUPLE TYPE K
OPTION AVAILABLE

PROPRIETARY AND CONFIDENTIAL

THE INFORMATION CONTAINED IN THIS DRAWING IS THE
SOLE PROPERTY OF SOLID SEALING TECHNOLOGY. ANY
REPRODUCTION IN PART OR AS A WHOLE WITHOUT THE WRITTEN
PERMISSION OF SOLID SEALING TECHNOLOGY IS PROHIBITED.

THIRD ANGLE
PROJECTION



TITLE

5015 SERIES FAMILY



SOLID SEALING
TECHNOLOGY

REV.	APP'D	DATE	SCALE 1:2	DIMENSIONS IN INCHES [mm]	DRAWN	CW	8/20/2021
A1	CW	1/24/2022	MPDP0003-01		ENG APPR.	JF	1/24/2022


REV. A1

WWW.SOLIDSEALING.COM

SALES DWG NO. 5015_SERIES REV. A1

DIMENSIONS ARE FOR REFERENCE ONLY. UNLESS NOTED, NO TOLERANCES ARE IMPLIED. CONSULT SST TO DISCUSS YOUR SPECIFIC REQUIREMENTS.

12-14 AWG WIRE SIZE

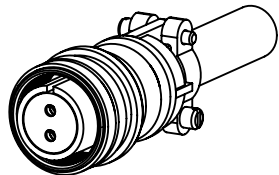


2 PIN
FEEDTHROUGH,
NICKEL CONDUCTORS:
FA12654

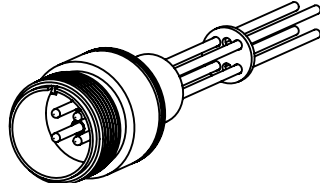
WITH AIR SIDE PLUG:
KT12654

2 PIN
FEEDTHROUGH,
MOLYBDENUM
CONDUCTORS:
FA12654-02

WITH AIR SIDE PLUG:
KT12654-02



2 PIN
AIR SIDE PLUG
KT14249

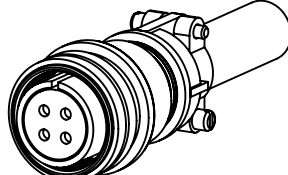


4 PIN
FEEDTHROUGH,
NICKEL CONDUCTORS:
FA12655

WITH AIR SIDE PLUG:
KT12655


4 PIN
FEEDTHROUGH,
MOLYBDENUM
CONDUCTORS:
FA12655-02

WITH AIR SIDE PLUG:
KT12655-02



4 PIN
AIR SIDE PLUG
KT14145

8-10 AWG WIRE SIZE

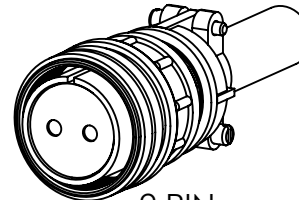


2 PIN
FEEDTHROUGH,
NICKEL CONDUCTORS:
FA20847

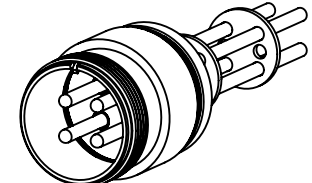
WITH AIR SIDE PLUG:
KT20847

2 PIN
FEEDTHROUGH,
MOLYBDENUM
CONDUCTORS:
FA20847-02

WITH AIR SIDE PLUG:
KT20847-02



2 PIN
AIR SIDE PLUG
KT24963

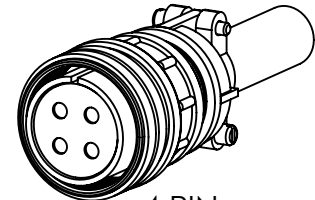


4 PIN
FEEDTHROUGH,
NICKEL CONDUCTORS:
FA16259

WITH AIR SIDE PLUG:
KT16259

4 PIN
FEEDTHROUGH,
MOLYBDENUM
CONDUCTORS:
FA16259-02

WITH AIR SIDE PLUG:
KT16259-02

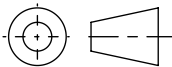


4 PIN
AIR SIDE PLUG
KT19710

PROPRIETARY AND CONFIDENTIAL

THE INFORMATION CONTAINED IN THIS DRAWING IS THE
SOLE PROPERTY OF SOLID SEALING TECHNOLOGY. ANY
REPRODUCTION IN PART OR AS A WHOLE WITHOUT THE WRITTEN
PERMISSION OF SOLID SEALING TECHNOLOGY IS PROHIBITED.

THIRD ANGLE
PROJECTION



TITLE

5015 SERIES FAMILY



SOLID SEALING
TECHNOLOGY

REV.	APP'D	DATE	SCALE 1:2	DIMENSIONS IN INCHES [mm]	DRAWN	CW	8/20/2021
A1	CW	1/24/2022	KT14249-11		ENG APPR.	JF	1/24/2022

REV. A1

WWW.SOLIDSEALING.COM

SALES DWG NO. 5015_SERIES REV. A1

DIMENSIONS ARE FOR REFERENCE ONLY. UNLESS NOTED, NO TOLERANCES ARE IMPLIED. CONSULT SST TO DISCUSS YOUR SPECIFIC REQUIREMENTS.