

AIRSIDE CRIMP PLUG ASSEMBLY FOR FA41398

FIG 1

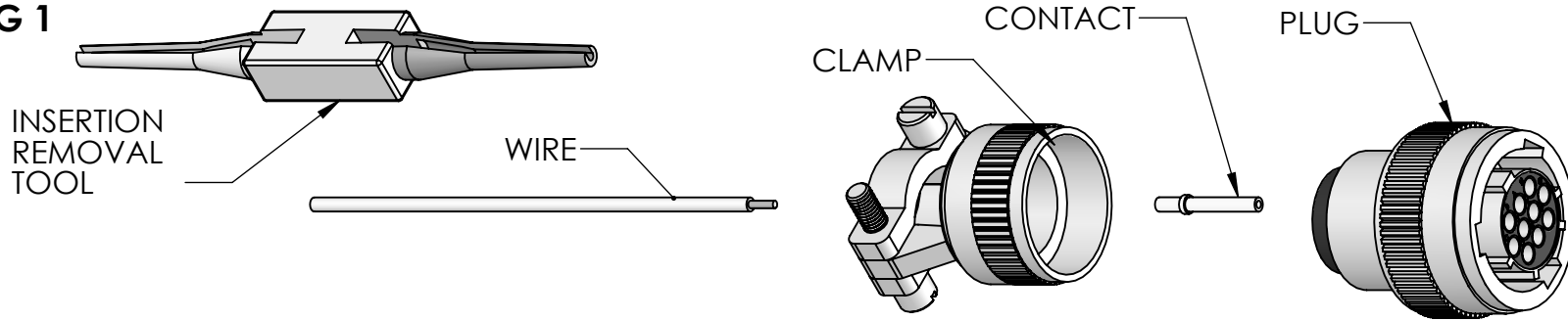
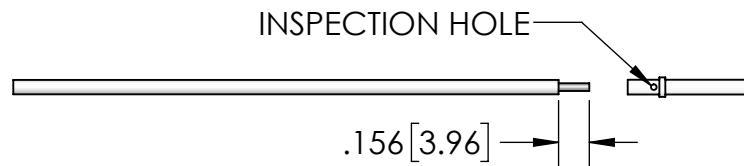


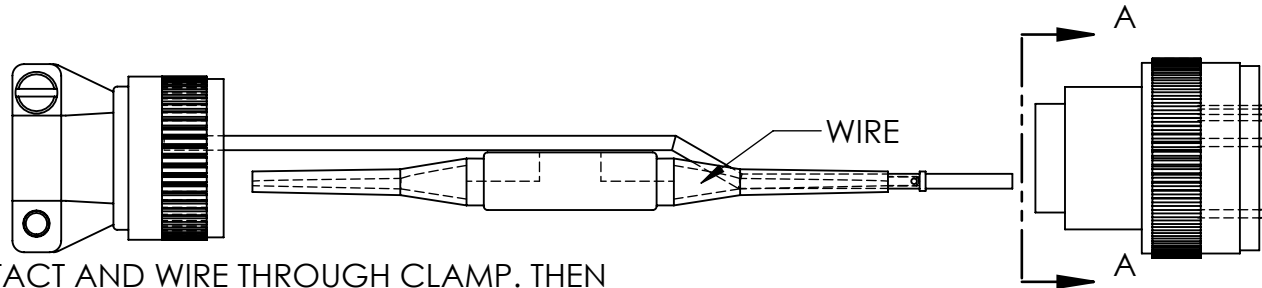
FIG 2



STRIP END OF WIRE TO DIMENSION SHOWN. INSERT WIRE FULLY INTO CONTACT, WIRE SHOULD BE VISIBLE IN INSPECTION HOLE. CRIMP WIRE TO CONTACT USING CRIMP TOOL SST P/N FP13347 (SEE TABLE FOR SETTINGS). CENTER CRIMP BETWEEN END OF CONTACT AND INSPECTION HOLE.

FP13347 CRIMP TOOL SETTING	
WIRE AWG	TOOL SETTING
20	4
22	3
24	2

FIG 3



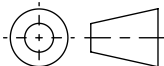
SEE SHEET 2 FOR CONTACT LOCATIONS

SLIDE CONTACT AND WIRE THROUGH CLAMP. THEN SLIDE CONTACT AND WIRE INTO RED END OF INSERTION TOOL. BEGINNING FROM THE CENTER CAVITY AND WORKING OUTWARDS IN A CIRCULAR PATTERN, INSERT WIRED CONTACTS INTO PLUG. (SEE FIG 4 (VIEW A-A) ON SHEET 2 FOR CONTACT LOCATIONS.) PUSH TOOL STRAIGHT INTO CAVITY UNTIL CONTACT SNAPS INTO POSITION. A LIGHT PULL ON THE WIRE WILL ASSURE THAT THE CONTACT IS SECURELY IN POSITION. REMOVE INSERTION TOOL AND REPEAT.

PROPRIETARY AND CONFIDENTIAL

THE INFORMATION CONTAINED IN THIS DRAWING IS THE SOLE PROPERTY OF SOLID SEALING TECHNOLOGY. ANY REPRODUCTION IN PART OR AS A WHOLE WITHOUT THE WRITTEN PERMISSION OF SOLID SEALING TECHNOLOGY IS PROHIBITED.

THIRD ANGLE PROJECTION



TITLE:

**INSTRUCTION SHEET
5 PAIR T/C PLUG ASSEMBLY**



**SOLID SEALING
TECHNOLOGY**

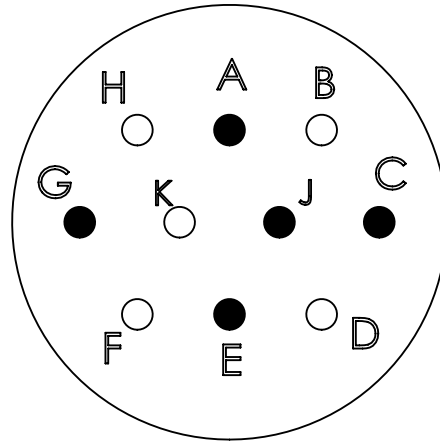
REV.	APP'D	DATE	SCALE 1:1	DIMENSIONS IN INCHES [mm]	DRAWN	CW	10/5/2020	NUMBER:
A	JF	06/10/2021	NS41398-11		ENG APPR.	JF	06/10/2021	

NS41398

REV: **A**

SHEET 1 OF 2

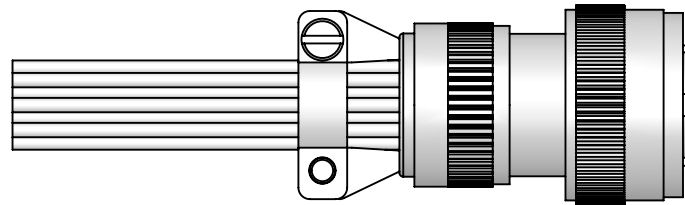
**FIG 4
VIEW A-A**



CONTACT LOCATIONS

LOCATION	CONTACT MATERIAL	CONTACT P/N	COLOR BANDS
SHADED	CHROMEL	CP13353-02	BROWN-YELLOW-BROWN
UNSHADED	ALUMEL	CP13353-03	BROWN-YELLOW-BLACK

FIG 5



TIGHTEN CLAMP ONTO PLUG.

PROPRIETARY AND CONFIDENTIAL THE INFORMATION CONTAINED IN THIS DRAWING IS THE SOLE PROPERTY OF SOLID SEALING TECHNOLOGY. ANY REPRODUCTION IN PART OR AS A WHOLE WITHOUT THE WRITTEN PERMISSION OF SOLID SEALING TECHNOLOGY IS PROHIBITED.				THIRD ANGLE PROJECTION 		TITLE 5 PAIR T/C PLUG ASSEMBLY			
REV.	APP'D	DATE	SCALE 1:1	DIMENSIONS IN INCHES [mm]	DRAWN	CW	10/5/2020	NUMBER	REV
A	JF	06/10/2021	NS41398-14		ENG APPR.	JF	06/10/2021	NS41398	A
								SHEET 2 OF 2	